

Supercar Challenge - Funyo-PT-GT-SCC

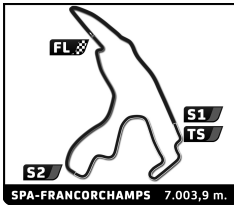
SPA RACING FESTIVAL

Qualifying

Sector Analysis

— Invalidated Lap ■ Personal Best ■ Session Best B Crossing the pit lane

Lap	D	Time	Sector 1	Sector 2	Sector 3	Kph	Elapsed	Lap	D	Time	Sector 1	Sector 2	Sector 3	Kph	Elapsed
108	JR Motorsport 1.Ted VAN VLIET 2.Bas SCHOUTEN BMW M6 GT3 GT							1	1	3:22.142	1:06.434	1:29.093	46.615	122.6	3:22.142
	2	1	2:53.000	46.429	1:21.933	44.638	145.7	6:15.142							
	3	1	2:51.885	45.530	1:21.428	44.927	146.7	9:07.027							
	4	1	2:51.013	46.320	1:21.157	43.536	147.4	11:58.040							
	5	1	2:48.216	45.712	1:19.505	42.999	149.9	14:46.256							
	6	1	2:50.664	48.228	1:19.734	42.702	147.7	17:36.920							
	7	1	2:46.841	45.195	1:19.008	42.638	151.1	20:23.761							
	7	1	2:42.390	43.771	1:16.860	41.759	155.3	20:01.874							
111	Zilhouette Racing 1.Max TUBBEN Zilhouette GTR GT							1	1	5:17.977 B	2:13.600	1:24.379	1:39.998	77.9	5:17.977
	2	1	8:12.478 B		1:40.488	51.2	13:30.455								
	2	1	8:12.478 B		1:40.488	51.2	13:30.455								
121	DOMEK Racing 1.Steve BROOKS Radical RXC GT							1	1	3:26.256	1:14.498	1:25.486	46.272	120.1	3:26.256
	2	1	2:54.684	47.864	1:21.598	45.222	144.3	6:20.940							
	3	1	2:54.794	49.555	1:20.988	44.251	144.3	9:15.734							
	4	1	2:54.446	45.928	1:23.006	45.512	144.5	12:10.180							
	5	1	2:55.066	46.818	1:23.291	44.957	144.0	15:05.246							
	6	1	2:53.497	47.071	1:21.817	44.609	145.3	17:58.743							
	7	1	2:52.871	46.479	1:21.346	45.046	145.9	20:51.614							
	7	1	2:52.871	46.479	1:21.346	45.046	145.9	20:51.614							
123	Koopman Racing 1.Mex JANSEN BMW M6 GT3 GT							1	1	3:10.858	1:04.378	1:23.807	42.673	129.8	3:10.858
	2	1	2:43.222	44.270	1:17.826	41.126	154.5	5:54.080							
	3	1	2:40.510	43.548	1:15.645	41.317	157.1	8:34.590							
	4	1	2:45.640	43.295	1:17.896	44.449	152.2	11:20.230							
	5	1	2:42.267	43.858	1:16.934	41.475	155.4	14:02.497							
	6	1	2:41.462	43.657	1:16.721	41.084	156.2	16:43.959							
	7	1	2:42.323	43.539	1:17.307	41.477	155.3	19:26.282							
	8	1	3:23.295	43.789	1:29.636	1:09.870	124.0	22:49.577							
188	Race Art 1.Roger GROUWELS Bentley Continental GT3 GT							1	1	3:33.995	1:19.833	1:27.361	46.801	115.8	3:33.995
	2	1	2:48.452	45.078	1:18.538	44.836	149.7	6:22.447							
	3	1	2:46.086	45.843	1:17.459	42.784	151.8	9:08.533							
	4	1	2:44.486	44.478	1:18.135	41.873	153.3	11:53.019							
	5	1	2:46.473	45.129	1:19.422	41.922	151.5	14:39.492							
	6	1	2:44.243	44.885	1:17.265	42.093	153.5	17:23.735							
	7	1	2:43.591	44.304	1:17.194	42.093	154.1	20:07.326							
	7	1	2:43.591	44.304	1:17.194	42.093	154.1	20:07.326							
190	Koopman Racing 1.Hein KOOPMAN BMW Z4 GT3 GT							1	1	3:42.386	1:17.374	1:36.595	48.417	111.4	3:42.386
	2	1	2:56.197	48.594	1:22.083	45.520	143.1	6:38.583							
	3	1	2:57.625	48.855	1:22.717	46.053	142.0	9:36.208							
	4	1	2:57.737	48.699	1:23.548	45.490	141.9	12:33.945							
	5	1	2:54.262	48.402	1:20.913	44.947	144.7	15:28.207							
193	Koopman Racing 1.Bart ARENSEN BMW M6 GT3 GT							1	1	3:03.240	58.380	1:19.857	45.003	135.2	3:03.240
	2	1	2:43.447	44.060	1:18.164	41.223	154.3	5:46.687							
	3	1	2:41.577	44.403	1:16.289	40.885	156.1	8:28.264							
	4	1	2:40.225	43.349	1:15.537	41.339	157.4	11:08.489							
	5	1	2:42.745	45.359	1:16.070	41.316	154.9	13:51.234							
	6	1	2:39.840	43.160	1:15.322	41.358	157.7	16:31.074							
	7	1	2:41.231	43.663	1:16.196	41.372	156.4	19:12.305							
	8	1	2:41.531	43.561	1:16.730	41.240	156.1	21:53.836							
206	HMC 1.Xavier COUSIN Funyo FUN							1	1	3:05.651	51.982	1:26.085	47.584	133.4	3:05.651
	2	1	3:00.723	50.104	1:24.086	46.533	139.5	6:06.374							
	3	1	3:03.605	50.424	1:25.028	48.153	137.3	9:09.979							
	4	1	3:03.969	50.289	1:25.984	47.696	137.1	12:13.948							
	5	1	3:03.954	50.063	1:25.899	47.992	137.1	15:17.902							
	6	1	3:02.253	50.880	1:24.698	46.675	138.3	18:20.155							
	7	1	3:02.793	50.147	1:25.869	46.777	137.9	21:22.948							
	7	1	3:02.793	50.147	1:25.869	46.777	137.9	21:22.948							
209	Belt Racing 1.Julien DEVAUX 2.Maximilien MENU Funyo FUN							1	1	16:18.754	...	1:21.444	44.755	25.3	16:18.754
	2	1	2:50.427	48.190	1:18.289	43.948	147.9	19:09.181							
	3	1	2:51.106	48.306	1:19.215	43.585	147.4	22:00.287							
	3	1	2:51.106	48.306	1:19.215	43.585	147.4	22:00.287							
216	Borlovan 1.Leo BORLOVAN 2.Ewen HACHEZ Funyo FUN							1	1	3:50.883	1:33.575	1:29.739	47.569	107.3	3:50.883
	2	1	2:53.416	48.134	1:20.889	44.393	145.4	6:44.299							
	3	1	3:05.448 B	48.589	1:21.701	55.158	136.0	9:49.747							
	4	1	4:42.452 B	2:05.351	1:27.093	1:10.008	89.3	14:32.199							
	5	1	3:23.719	1:18.342	1:20.170	45.207	123.8	17:55.918							
	6	1	2:56.148	47.992	1:19.399	48.757	143.1	20:52.066							
221	HMC 1.Bruno FRETIN Funyo FUN							1	1	3:42.386	1:17.374	1:36.595	48.417	111.4	3:42.386
	2	1	2:56.197	48.594	1:22.083	45.520	143.1	6:38.583							
	3	1	2:57.625	48.855	1:22.717	46.053	142.0	9:36.208							
	4	1	2:57.737	48.699	1:23.548	45.490	141.9	12:33.945							
	5	1	2:54.262	48.402	1:20.913	44.947	144.7	15:28.207							



Supercar Challenge - Funyo-PT-GT-SCC

SPA RACING FESTIVAL

Qualifying

Sector Analysis

— Invalidated Lap ■ Personal Best ■ Session Best B Crossing the pit lane

Lap	D	Time	Sector 1	Sector 2	Sector 3	Kph	Elapsed	Lap	D	Time	Sector 1	Sector 2	Sector 3	Kph	Elapsed
-----	---	------	----------	----------	----------	-----	---------	-----	---	------	----------	----------	----------	-----	---------

224 HMC Funyo FUN							
1.Julien CHARITOUR 2.Franck ARTUIT							
1	1	3:36.639	1:03.599	1:40.234	52.806	114.4	3:36.639
2	1	3:05.503	51.902	1:26.044	47.557	135.9	6:42.142
3	1	3:07.888	51.376	1:27.355	49.157	134.2	9:50.030
4	1	3:05.105	50.767	1:25.216	49.122	136.2	12:55.135
5	1	3:05.145	50.178	1:26.857	48.110	136.2	16:00.280
6	1	3:04.529	51.407	1:25.282	47.840	136.6	19:04.809
7	1	3:02.284	49.595	1:25.626	47.063	138.3	22:07.093

225 HMC Funyo FUN							
1.Eric MARY 2.Sebastien VIALE							
1	1	3:25.178	1:03.687	1:32.597	48.894	120.7	3:25.178
2	1	3:00.253	49.211	1:22.822	48.220	139.9	6:25.431
3	1	2:57.626	49.514	1:22.447	45.665	142.0	9:23.057
4	1	2:57.385	49.387	1:22.279	45.719	142.1	12:20.442
5	1	2:57.647	48.941	1:22.504	46.202	141.9	15:18.089
6	1	2:56.317	49.411	1:21.361	45.545	143.0	18:14.406
7	1	2:55.287	49.097	1:21.373	44.817	143.8	21:09.693

228 HMC Funyo FUN							
1.Jean Claude ROLLAND							
1	1	3:37.972	1:19.134	1:29.946	48.892	113.7	3:37.972
2	1	2:59.847	49.913	1:23.099	46.835	140.2	6:37.819
3	1	2:57.310	49.059	1:21.862	46.389	142.2	9:35.129
4	1	2:57.559	49.210	1:22.515	45.834	142.0	12:32.688
5	1	2:59.359	49.330	1:23.566	46.463	140.6	15:32.047
6	1	3:00.120	50.041	1:23.518	46.561	140.0	18:32.167
7	1	2:58.013	49.057	1:22.988	45.968	141.6	21:30.180

230 HMC Funyo FUN							
1.Guillaume YAOUANC 2.Ridel BENOIT STEKR							
1	1	3:10.092	58.119	1:26.131	45.842	130.3	3:10.092
2	1	2:58.185	49.587	1:21.957	46.641	141.5	6:08.277
3	1	2:56.864	48.553	1:21.939	46.372	142.6	9:05.141
4	1	2:57.525	48.642	1:23.160	45.723	142.0	12:02.666
5	1	2:55.178	48.501	1:21.579	45.098	143.9	14:57.844
6	1	2:53.895	48.853	1:20.551	44.491	145.0	17:51.739
7	1	3:54.909	1:45.137	1:22.487	47.285	107.3	21:46.648

235 YO Funyo FUN							
1.Yves ORHANT							
1	1	3:33.334	1:18.620	1:27.872	46.842	116.1	3:33.334
2	1	2:59.624	51.008	1:23.093	45.523	140.4	6:32.958
3	1	2:57.405	49.014	1:22.678	45.713	142.1	9:30.363
4	1	3:08.012	49.727	1:21.543	56.742	134.1	12:38.375
5	1	5:05.171	2:57.004	1:23.705	44.462	82.6	17:43.546
6	1	2:57.012	48.519	1:22.234	46.259	142.4	20:40.558

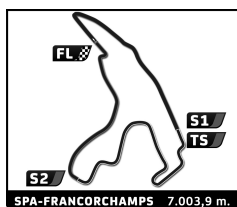
262 HMC Funyo FUN							
1.Frank LEFEVRE 2.Remy BROUARD							
1	1	3:01.121	50.183	1:25.628	45.310	136.8	3:01.121
2	1	2:57.820	49.522	1:23.263	45.035	141.8	5:58.941
3	1	2:55.366	48.493	1:22.499	44.374	143.8	8:54.307
4	1	2:53.760	47.469	1:21.540	44.751	145.1	11:48.067
5	1	2:57.326	47.819	1:24.646	44.861	142.2	14:45.393
6	1	2:57.037	48.964	1:23.807	44.266	142.4	17:42.430
7	1	2:52.618	47.280	1:21.110	44.228	146.1	20:35.048

264 AMGV Funyo FUN							
1.Etienne CHAMPETIER							
1	1	3:52.956	1:22.059	1:38.695	52.202	106.4	3:52.956
2	1	2:56.609	48.733	1:22.101	45.775	142.8	6:49.565
3	1	2:56.563	48.466	1:22.758	45.339	142.8	9:46.128
4	1	2:54.386	48.938	1:20.762	44.686	144.6	12:40.514
5	1	2:53.018	47.782	1:20.320	44.916	145.7	15:33.532
6	1	2:55.150	49.140	1:21.412	44.598	144.0	18:28.682
7	1	2:57.092	50.514	1:20.746	45.832	142.4	21:25.774

269 UBER-BELT RACING Funyo FUN							
1.Olivier BEC 2.Hugo FLEURY							
1	1	3:33.871	1:00.587	1:37.912	55.372	115.8	3:33.871
2	1	3:23.170	58.173	1:31.339	53.658	124.1	6:57.041
3	1	3:14.567	54.065	1:28.239	52.263	129.6	10:11.608
4	1	3:10.312	53.069	1:27.832	49.411	132.5	13:21.920
5	1	3:09.176	51.190	1:27.944	50.042	133.3	16:31.096
6	1	3:03.799	50.252	1:26.359	47.188	137.2	19:34.895
7	1	3:02.096	49.638	1:25.271	47.187	138.5	22:36.991

277 Dafa Racing Funyo FUN							
1.Jean CHRISTOPHE ROBI 2.Nicolas ROBIN							
1	1	2:54.858	48.105	1:22.591	44.162	141.7	2:54.858
2	1	2:49.804	48.226	1:18.388	43.190	148.5	5:44.662
3	1	2:50.457	47.533	1:18.936	43.988	147.9	8:35.119
4	1	2:57.246	47.530	1:18.400	51.316	142.3	11:32.365
5	1	2:48.566	47.606	1:18.375	42.585	149.6	14:20.931
6	1	2:50.526	48.149	1:19.205	43.172	147.9	17:11.457
7	1	2:48.660	47.676	1:17.912	43.072	149.5	20:00.117

279 HMC Funyo FUN							
1.Eric SOARES 2.Nicolas CANNARD							
1	1	3:29.768	1:12.954	1:30.509	46.305	118.1	3:29.768
2	1	3:24.859	49.448	1:48.799	46.612	123.1	6:54.627
3	1	3:00.595	49.731	1:24.102	46.762	139.6	9:55.222
4	1	3:00.966	49.626	1:24.234	47.106	139.3	12:56.188
5	1	3:02.486	50.320	1:24.661	47.505	138.2	15:58.674
6	1	3:03.592	50.695	1:25.024	47.873	137.3	19:02.266
7	1	3:04.077	49.395	1:27.224	47.458	137.0	22:06.343



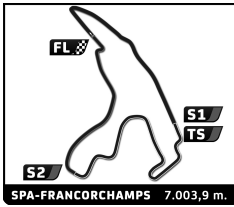
Supercar Challenge - Funyo-PT-GT-SCC
SPA RACING FESTIVAL
Qualifying

Sector Analysis

— Invalidated Lap ■ Personal Best ■ Session Best B Crossing the pit lane

Lap	D	Time	Sector 1	Sector 2	Sector 3	Kph	Elapsed	Lap	D	Time	Sector 1	Sector 2	Sector 3	Kph	Elapsed		
283	AMGV 1. Dominique ARNOUX							Funyo FUN	511	Racing Experience 1. Lea MAUER 2. Gary HAUSER							Norma PT
	1	1	3:54.290	1:23.111	1:38.361	52.818	105.7	3:54.290		1	1	3:17.281	1:11.262	1:24.057	41.962	125.6	3:17.281
	2	1	3:04.084	50.191	1:25.804	48.089	137.0	6:58.374		2	1	2:42.766	43.292	1:17.446	42.028	154.9	6:00.047
	3	1	3:06.551	51.618	1:26.835	48.098	135.2	10:04.925		3	1	2:39.017	43.443	1:15.114	40.460	158.6	8:39.064
	4	1	4:53.582 B	51.055	1:26.114	2:36.413	85.9	14:58.507		4	1	2:38.210	42.920	1:14.748	40.542	159.4	11:17.274
	5	1	3:18.413	1:03.822	1:26.541	48.050	127.1	18:16.920		5	1	2:37.340	42.967	1:14.116	40.257	160.3	13:54.614
	6	1	3:10.971	53.044	1:28.695	49.232	132.0	21:27.891		6	1	2:36.673	42.677	1:13.983	40.013	160.9	16:31.287
286	Belt Racing 1. Ethan BERNARD 2. Sasha HERBRARD							Funyo FUN	521	EDEKA Aschoff Racing Team 1. Max ASCHOFF							Ginetta Nissan G58 PT
	1	1	2:49.704	44.460	1:20.315	44.929	146.0	2:49.704		1	1	3:02.081	54.355	1:22.489	45.237	136.1	3:02.081
	2	1	2:52.449	48.399	1:19.563	44.487	146.2	5:42.153		2	1	2:43.776	44.880	1:17.582	41.314	154.0	5:45.857
	3	1	2:55.838	47.414	1:21.014	47.410	143.4	8:37.991		3	1	2:39.768	43.648	1:15.608	40.512	157.8	8:25.625
	4	1	2:50.087	47.504	1:18.907	43.676	148.2	11:28.078		4	1	2:38.793	43.048	1:15.431	40.314	158.8	11:04.418
	5	1	2:50.353	47.451	1:18.187	44.715	148.0	14:18.431		5	1	2:45.121	43.219	1:18.411	43.491	152.7	13:49.539
	6	1	2:48.958	47.271	1:18.069	43.618	149.2	17:07.389		6	1	2:38.517	43.020	1:14.909	40.588	159.1	16:28.056
290	HMC 1. Nicoals STURM							Funyo FUN	612	T2 Racing 1. Ivan RUGGIERO 2. Oliver BERTELS							Norma M20FC CN
	1	1	3:24.549	1:03.173	1:31.046	50.330	121.1	3:24.549		1	1	3:28.189	1:17.395	1:25.148	45.646	119.0	3:28.189
	2	1	3:00.287	49.028	1:22.520	48.739	139.9	6:24.836		2	1	2:53.022	48.356	1:20.238	44.428	145.7	6:21.211
	3	1	2:56.767	48.800	1:22.284	45.683	142.6	9:21.603		3	1	2:50.451	47.060	1:19.906	43.485	147.9	9:11.662
	4	1	2:57.638	50.209	1:22.261	45.168	141.9	12:19.241		4	1	2:49.965	48.823	1:18.239	42.903	148.3	12:01.627
	5	1	2:57.448	48.789	1:22.196	46.463	142.1	15:16.689		5	1	2:52.785 B	46.334	1:17.432	49.019	145.9	14:54.412
	6	1	2:55.350	48.512	1:21.623	45.215	143.8	18:12.039		6	1	4:20.571	2:12.474	1:23.543	44.554	96.8	19:14.983
294	Pegasus Racing 1. Alain MEYER 2. Jordan MEYER							Funyo FUN	621	Deldiche Racing 1. Luc DE COCK 2. Sam DEJONGHE							Norma M20FC CN
	1	1	3:41.098	1:15.315	1:32.559	53.224	112.1	3:41.098		1	1	2:59.832	57.999	1:18.823	43.010	137.8	2:59.832
	2	1	3:10.823	54.687	1:29.481	46.655	132.1	6:51.921		2	1	2:39.896	44.201	1:14.846	40.849	157.7	5:39.728
	3	1	2:57.394	48.167	1:22.791	46.436	142.1	9:49.315		3	1	2:36.997	43.661	1:12.767	40.569	160.6	8:16.725
	4	1	2:54.694	48.177	1:21.609	44.908	144.3	12:44.009		4	1	2:36.392	43.575	1:12.493	40.324	161.2	10:53.117
	5	1	2:52.347	48.257	1:20.115	43.975	146.3	15:36.356		5	1	2:36.114	43.517	1:12.158	40.439	161.5	13:29.231
	6	1	2:57.485	49.454	1:21.939	46.092	142.1	18:33.841		6	1	2:34.922	42.997	1:11.870	40.055	162.8	16:04.153
502	Deldiche Racing 1. Thomas PIESENS 2. Alex CASCATAU							Norma NP 02 PT	707	Johan Kraan Motorsport 1. Robin GREENHALGH 2. Jerome GREENHALGH							Radical SR1 GT
	1	1	3:02.088	58.882	1:19.592	43.614	136.1	3:02.088		1	1	4:42.572	2:29.942	1:25.362	47.268	87.7	4:42.572
	2	1	2:38.650	42.551	1:15.289	40.810	158.9	5:40.738		2	1	3:03.247	51.041	1:25.499	46.707	137.6	7:45.819
	3	1	2:37.856	42.796	1:15.138	39.922	159.7	8:18.594		3	1	3:09.277	56.343	1:25.598	47.336	133.2	10:55.096
	4	1	2:36.708	42.732	1:14.203	39.773	160.9	10:55.302		4	1	3:14.642 B	51.591	1:26.601	56.450	129.5	14:09.738
	5	1	2:35.476	42.762	1:13.015	39.699	162.2	13:30.778		5	1	3:55.813	1:45.924	1:23.080	46.809	106.9	18:05.551
	6	1	2:46.924	49.384	1:15.771	41.769	151.1	16:17.702									
7	1	2:36.447	42.427	1:13.893	40.127	161.2	18:54.149										
8	1	3:01.574 B	42.840	1:18.057	1:00.677	138.9	21:55.723										





Supercar Challenge - Funyo-PT-GT-SCC

SPA RACING FESTIVAL

Qualifying

Sector Analysis

— Invalidated Lap ■ Personal Best ■ Session Best B Crossing the pit lane

Lap	D	Time	Sector 1	Sector 2	Sector 3	Kph	Elapsed	Lap	D	Time	Sector 1	Sector 2	Sector 3	Kph	Elapsed
-----	---	------	----------	----------	----------	-----	---------	-----	---	------	----------	----------	----------	-----	---------

6	1	2:59.989	51.183	1:22.213	46.593	140.1	21:05.540								
---	---	-----------------	--------	-----------------	---------------	-------	-----------	--	--	--	--	--	--	--	--

750	Domec Racing	Radical SR3 RSX
	1.Martin LUCAS	GT

1	1	3:06.091	56.255	1:24.437	45.399	133.1	3:06.091
2	1	2:54.095	48.992	1:19.630	45.473	144.8	6:00.186
3	1	2:50.469	47.859	1:18.487	44.123	147.9	8:50.655
4	1	2:49.549	47.665	1:18.011	43.873	148.7	11:40.204
5	1	2:48.568	47.207	1:17.795	43.566	149.6	14:28.772
6	1	3:18.549	1:06.078	1:27.864	44.607	127.0	17:47.321
7	1	2:50.041	47.092	1:19.245	43.704	148.3	20:37.362

776	MV Motorsport	Radical SR1
	1.Melvin VAN DAM 2.Eddie VAN DAM	GT

1	1	3:29.223	1:04.492	1:34.856	49.875	118.4	3:29.223
2	1	3:01.694	49.457	1:25.420	46.817	138.8	6:30.917
3	1	3:00.418	49.466	1:24.623	46.329	139.8	9:31.335
4	1	2:59.386	49.430	1:23.721	46.235	140.6	12:30.721
5	1	2:58.645	49.264	1:23.007	46.374	141.1	15:29.366
6	1	2:56.992	48.817	1:22.316	45.859	142.5	18:26.358
7	1	3:25.310 B	53.305	1:26.873	1:05.132	122.8	21:51.668