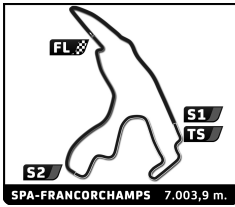


Supercar Challenge - Funyo-PT-GT-SCC
SPA RACING FESTIVAL
Free Practice 2

Sector Analysis

Lap	D	Time	Sector 1	Sector 2	Sector 3	Kph	Elapsed	Lap	D	Time	Sector 1	Sector 2	Sector 3	Kph	Elapsed
108 JR Motorsport BMW M6 GT3 1.Ted VAN VLIET 2.Bas SCHOUTEN								188 Race Art Bentley Continental GT3 1.Roger GROUWELS							
1	1	4:08.006	1:39.777	1:35.153	53.076	99.9	4:08.006	1	1	3:24.062	1:08.300	1:30.073	45.689	121.4	3:24.062
2	1	3:06.364	50.457	1:26.297	49.610	135.3	7:14.370	2	1	2:59.231	50.625	1:23.218	45.388	140.7	6:23.293
3	1	3:08.291	52.036	1:26.966	49.289	133.9	10:22.661	3	1	2:48.276	46.035	1:18.914	43.327	149.8	9:11.569
4	1	3:09.728	52.079	1:27.435	50.214	132.9	13:32.389	4	1	2:47.265	45.652	1:18.651	42.962	150.7	11:58.834
5	1	3:22.491	51.375	1:30.109	1:01.007	124.5	16:54.880	5	1	2:48.595	45.825	1:18.959	43.811	149.6	14:47.429
6	1	3:33.357	1:20.290	1:25.633	47.434	118.2	20:28.237	6	1	3:01.433	46.150	1:29.886	45.397	139.0	17:48.862
7	1	3:00.162	48.508	1:25.288	46.366	140.0	23:28.399	7	1	3:00.527	45.328	1:24.731	50.468	139.7	20:49.389
8	1	3:00.095	48.529	1:25.480	46.086	140.0	26:28.494	8	1	2:45.311	44.818	1:18.246	42.247	152.5	23:34.700
9	1	3:01.679	49.578	1:25.053	47.048	138.8	29:30.173	9	1	2:45.716	45.485	1:18.280	41.951	152.2	26:20.416
10	1	3:04.929	48.824	1:25.168	50.937	136.3	32:35.102	10	1	2:45.208	44.616	1:18.337	42.255	152.6	29:05.624
11	1	3:03.752	48.761	1:26.117	48.874	137.2	35:38.854	11	1	2:50.236	45.320	1:21.105	43.811	148.1	31:55.860
12	1	2:59.954	48.056	1:24.759	47.139	140.1	38:38.808	12	1	2:47.558	44.943	1:19.351	43.264	150.5	34:43.418
13	1	3:33.078	48.369	1:28.861	1:15.848	118.3	42:11.886	13	1	2:45.444	44.739	1:17.681	43.024	152.4	37:28.862
111 Zilhouette Racing Zilhouette GTR 1.Max TUBBEN								190 Koopman Racing BMW Z4 GT3 1.Hein KOOPMAN							
1	1	4:05.100	1:38.762	1:26.706	59.632	101.1	4:05.100	1	1	3:31.782	1:13.077	1:30.379	48.326	117.0	3:31.782
2	1	7:17.657	4:34.521	1:29.781	1:13.355	57.6	11:22.757	2	1	3:00.819	50.754	1:23.574	46.491	139.4	6:32.601
121 DOMEK Racing Radical RXC 1.Steve BROOKS								193 Koopman Racing BMW M6 GT3 1.Bart ARENSEN							
1	1	3:44.965	1:17.767	1:34.372	52.826	110.1	3:44.965	1	1	3:10.172	1:00.041	1:25.376	44.755	130.3	3:10.172
2	1	3:07.324	52.286	1:28.319	46.719	134.6	6:52.289	2	1	2:51.895	46.017	1:22.193	43.685	146.7	6:02.067
3	1	2:57.264	47.812	1:23.917	45.535	142.2	9:49.553	3	1	2:45.542	44.531	1:19.188	41.823	152.3	8:47.609
4	1	2:58.394	47.968	1:23.642	46.784	141.3	12:47.947	4	1	2:45.035	44.249	1:17.762	43.024	152.8	11:32.644
5	1	3:00.769	47.886	1:25.424	47.459	139.5	15:48.716	5	1	2:42.269	44.325	1:16.677	41.267	155.4	14:14.913
6	1	2:55.243	47.059	1:22.855	45.329	143.9	18:43.959	6	1	2:40.417	43.475	1:15.920	41.022	157.2	16:55.330
7	1	2:55.203	46.606	1:23.244	45.353	143.9	21:39.162	7	1	3:01.710	43.258	1:25.399	53.053	138.8	19:57.040
8	1	2:55.296	46.869	1:23.729	44.698	143.8	24:34.458	8	1	6:12.572	3:46.216	1:33.988	52.368	67.7	26:09.612
9	1	3:01.603	46.658	1:22.790	52.155	138.8	27:36.061	9	1	3:25.980	54.779	1:30.451	1:00.750	122.4	29:35.592
10	1	4:34.679	2:23.769	1:25.683	45.227	91.8	32:10.740	206 HMC Funyo 1.Xavier COUSIN							
11	1	2:54.053	46.476	1:22.156	45.421	144.9	35:04.793	1	1	3:19.532	1:02.271	1:27.749	49.512	124.2	3:19.532
12	1	2:56.163	46.311	1:25.345	44.507	143.1	38:00.956	2	1	3:12.449	58.134	1:26.195	48.120	131.0	6:31.981
13	1	3:06.302	47.316	1:22.700	56.286	135.3	41:07.258	3	1	3:05.248	50.721	1:25.904	48.623	136.1	9:37.229
123 Koopman Racing BMW M6 GT3 1.Mex JANSEN								4	1	3:06.435	51.145	1:24.410	50.880	135.2	12:43.664
1	1	3:20.073	1:04.278	1:27.860	47.935	123.8	3:20.073								
2	1	2:55.331	50.961	1:20.499	43.871	143.8	6:15.404								
3	1	2:51.537	50.369	1:18.668	42.500	147.0	9:06.941								
4	1	2:45.356	44.551	1:17.924	42.881	152.5	11:52.297								
5	1	2:43.744	44.529	1:17.659	41.556	154.0	14:36.041								
6	1	2:43.826	44.251	1:16.497	43.078	153.9	17:19.867								
7	1	2:43.000	44.683	1:17.000	41.317	154.7	20:02.867								
8	1	3:00.156	43.849	1:20.229	56.078	140.0	23:03.023								
9	1	5:57.728	3:54.465	1:20.681	42.582	70.5	29:00.751								
10	1	2:42.433	44.032	1:16.911	41.490	155.2	31:43.184								
11	1	2:43.827	43.893	1:18.617	41.317	153.9	34:27.011								
12	1	2:42.238	43.835	1:16.835	41.568	155.4	37:09.249								



Supercar Challenge - Funyo-PT-GT-SCC

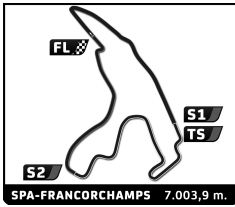
SPA RACING FESTIVAL

Free Practice 2

Sector Analysis

— Invalidated Lap ■ Personal Best ■ Session Best B Crossing the pit lane

Lap	D	Time	Sector 1	Sector 2	Sector 3	Kph	Elapsed	Lap	D	Time	Sector 1	Sector 2	Sector 3	Kph	Elapsed
209 Belt Racing Funyo 1.Julien DEVAUX 2.Maximilien MENU															
1	1	3:18.435	58.358	1:29.582	50.495	124.9	3:18.435	1	1	3:41.571	1:11.016	1:36.321	54.234	111.8	3:41.571
2	1	3:10.933	56.881	1:26.177	47.875	132.1	6:29.368	2	1	3:13.811	55.080	1:27.680	51.051	130.1	6:55.382
3	1	3:01.773	50.690	1:24.145	46.938	138.7	9:31.141	3	1	3:08.188	52.144	1:27.431	48.613	134.0	10:03.570
4	1	3:01.702	51.202	1:23.487	47.013	138.8	12:32.843	4	1	3:09.237	51.895	1:28.398	48.944	133.2	13:12.807
5	1	2:58.996	50.349	1:22.623	46.024	140.9	15:31.839	5	1	3:06.809	52.544	1:26.299	47.966	135.0	16:19.616
6	1	2:56.162	49.109	1:21.474	45.579	143.1	18:28.001	6	1	3:20.876	52.069	1:26.123	1:02.684	125.5	19:40.492
7	1	3:12.063B	49.120	1:23.366	59.577	131.3	21:40.064	7	1	3:21.595B	52.475	1:28.516	1:00.604	125.1	23:02.087
8	1	4:58.771	2:51.073	1:21.767	45.931	84.4	26:38.835	8	1	5:19.419	2:52.902	1:32.454	54.063	78.9	28:21.506
9	1	2:55.946	49.231	1:21.188	45.527	143.3	29:34.781	9	1	3:18.796	55.016	1:31.838	51.942	126.8	31:40.302
10	1	2:56.666	48.858	1:21.122	46.686	142.7	32:31.447	10	1	3:37.200	52.782	1:30.209	1:14.209	116.1	35:17.502
11	1	2:54.846	49.285	1:20.677	44.884	144.2	35:26.293	11	1	3:50.219B	58.930	1:41.467	1:09.822	109.5	39:07.721
12	1	2:59.829	50.404	1:22.184	47.241	140.2	38:26.122	12	1	4:55.876B	1:21.147	2:05.254	1:29.475	85.2	44:03.597
225 HMC Funyo 1.Eric MARY 2.Sebastien VIALE															
1	1	3:48.949	1:20.004	1:35.770	53.175	108.2	3:48.949	1	1	3:41.571	1:11.016	1:36.321	54.234	111.8	3:41.571
2	1	3:18.674	56.543	1:30.816	51.315	126.9	7:07.623	2	1	3:13.811	55.080	1:27.680	51.051	130.1	6:55.382
3	1	3:11.719	53.625	1:28.068	50.026	131.5	10:19.342	3	1	3:08.188	52.144	1:27.431	48.613	134.0	10:03.570
4	1	3:10.500	53.213	1:27.401	49.886	132.4	13:29.842	4	1	3:09.237	51.895	1:28.398	48.944	133.2	13:12.807
5	1	3:09.910	52.571	1:27.838	49.501	132.8	16:39.752	5	1	3:06.809	52.544	1:26.299	47.966	135.0	16:19.616
6	1	3:07.192	51.860	1:26.471	48.861	134.7	19:46.944	6	1	3:20.876	52.069	1:26.123	1:02.684	125.5	19:40.492
7	1	3:03.935	50.544	1:24.755	48.636	137.1	22:50.879	7	1	3:21.595B	52.475	1:28.516	1:00.604	125.1	23:02.087
8	1	3:01.740	50.384	1:24.450	46.906	138.7	25:52.619	8	1	5:19.419	2:52.902	1:32.454	54.063	78.9	28:21.506
9	1	3:01.578	50.219	1:23.994	47.365	138.9	28:54.197	9	1	3:18.796	55.016	1:31.838	51.942	126.8	31:40.302
10	1	3:08.333	50.018	1:30.977	47.338	133.9	32:02.530	10	1	3:37.200	52.782	1:30.209	1:14.209	116.1	35:17.502
11	1	3:01.780	50.868	1:23.134	47.778	138.7	35:04.310	11	1	3:50.219B	58.930	1:41.467	1:09.822	109.5	39:07.721
12	1	3:01.931	51.236	1:23.949	46.746	138.6	38:06.241	12	1	4:55.876B	1:21.147	2:05.254	1:29.475	85.2	44:03.597
13	1	3:36.596B	49.977	1:24.856	1:21.763	116.4	41:42.837								
228 HMC Funyo 1.Jean CLAUDE ROLLAND															
1	1	3:50.190	1:28.983	1:29.982	51.225	107.6	3:50.190	1	1	3:41.571	1:11.016	1:36.321	54.234	111.8	3:41.571
2	1	3:10.030	54.602	1:26.235	49.193	132.7	7:00.220	2	1	3:13.811	55.080	1:27.680	51.051	130.1	6:55.382
3	1	3:05.951	53.003	1:24.388	48.560	135.6	10:06.171	3	1	3:08.188	52.144	1:27.431	48.613	134.0	10:03.570
4	1	3:02.414	51.258	1:23.820	47.336	138.2	13:08.585	4	1	3:09.237	51.895	1:28.398	48.944	133.2	13:12.807
5	1	3:00.459	50.719	1:22.313	47.427	139.7	16:09.044	5	1	3:06.809	52.544	1:26.299	47.966	135.0	16:19.616
6	1	2:59.689	50.395	1:22.548	46.746	140.3	19:08.733	6	1	3:20.876	52.069	1:26.123	1:02.684	125.5	19:40.492
7	1	3:01.303	50.019	1:24.344	46.940	139.1	22:10.036	7	1	3:21.595B	52.475	1:28.516	1:00.604	125.1	23:02.087
8	1	2:58.153	49.728	1:22.031	46.394	141.5	25:08.189	8	1	5:19.419	2:52.902	1:32.454	54.063	78.9	28:21.506
9	1	3:00.462	49.651	1:23.604	47.207	139.7	28:08.651	9	1	3:18.796	55.016	1:31.838	51.942	126.8	31:40.302
10	1	2:58.422	49.914	1:22.041	46.467	141.3	31:07.073	10	1	3:37.200	52.782	1:30.209	1:14.209	116.1	35:17.502
11	1	2:56.704	49.305	1:21.533	45.866	142.7	34:03.777	11	1	3:50.219B	58.930	1:41.467	1:09.822	109.5	39:07.721
12	1	2:56.354	49.113	1:21.388	45.853	143.0	37:00.131	12	1	4:55.876B	1:21.147	2:05.254	1:29.475	85.2	44:03.597
13	1	2:55.393	48.827	1:21.122	45.444	143.8	39:55.524								
230 HMC Funyo 1.Guillaume YAOUANC 2.Ridel BENOIT STEKR															
1	1	3:18.612	1:02.220	1:27.334	49.058	124.7	3:18.612	1	1	3:41.571	1:11.016	1:36.321	54.234	111.8	3:41.571
2	1	3:08.129	53.503	1:27.615	47.011	134.0	6:26.741	2	1	3:13.811	55.080	1:27.680	51.051	130.1	6:55.382



Supercar Challenge - Funyo-PT-GT-SCC

SPA RACING FESTIVAL

Free Practice 2

Sector Analysis

— Invalidated Lap ■ Personal Best ■ Session Best B Crossing the pit lane

Lap	D	Time	Sector 1	Sector 2	Sector 3	Kph	Elapsed	Lap	D	Time	Sector 1	Sector 2	Sector 3	Kph	Elapsed
3	1	3:01.952	50.163	1:25.052	46.737	138.6	9:28.693	13	1	4:26.273 B	48.763	1:22.910	2:14.600	94.7	41:57.545
4	1	2:58.273	49.766	1:22.787	45.720	141.4	12:26.966								
5	1	2:56.886	49.225	1:21.656	46.005	142.5	15:23.852								
6	1	3:10.763 B	49.752	1:21.024	59.987	132.2	18:34.615								
7	1	5:22.261	3:07.094	1:26.038	49.129	78.2	23:56.876								
8	1	3:01.166	49.856	1:24.046	47.264	139.2	26:58.042								
9	1	3:00.270	50.077	1:23.223	46.970	139.9	29:58.312								
10	1	3:01.970	49.410	1:23.631	48.929	138.6	33:00.282								
11	1	2:59.520	49.940	1:23.733	45.847	140.5	35:59.802								
12	1	2:58.095	48.945	1:23.249	45.901	141.6	38:57.897								
13	1	4:02.200 B	49.578	1:50.147	1:22.475	104.1	43:00.097								

235 **YO** Funyo FUN
1.Yves ORHANT

1	1	3:50.659	1:30.902	1:28.843	50.914	107.4	3:50.659
2	1	3:06.304	52.582	1:25.891	47.831	135.3	6:56.963
3	1	3:04.582	51.315	1:26.064	47.203	136.6	10:01.545
4	1	3:04.837	51.094	1:26.372	47.371	136.4	13:06.382
5	1	3:14.709 B	50.498	1:23.315	1:00.896	129.5	16:21.091
6	1	5:53.375	3:45.220	1:21.238	46.917	71.4	22:14.466
7	1	2:56.502	49.620	1:20.684	46.198	142.9	25:10.968
8	1	3:33.959 B	50.278	1:36.712	1:06.969	117.8	28:44.927

262 **HMC** Funyo FUN
1.Frank LEFEVRE
2.Remy BROUARD

1	1	4:31.825	2:17.302	1:27.908	46.615	91.1	4:31.825
2	1	3:01.119	49.609	1:24.633	46.877	139.2	7:32.944
3	1	3:00.151	49.724	1:23.958	46.469	140.0	10:33.095
4	1	3:03.459	51.337	1:25.406	46.716	137.4	13:36.554
5	1	3:04.630	49.509	1:26.096	49.025	136.6	16:41.184
6	1	3:03.099	50.803	1:26.934	45.362	137.7	19:44.283
7	1	3:00.010	49.219	1:25.166	45.625	140.1	22:44.293
8	1	3:08.916 B	49.121	1:24.185	55.610	133.5	25:53.209
9	1	4:14.163	2:05.435	1:24.575	44.153	99.2	30:07.372
10	1	2:58.870	51.307	1:21.666	45.897	141.0	33:06.242
11	1	2:56.238	48.710	1:23.051	44.477	143.1	36:02.480
12	1	2:56.263	47.970	1:23.466	44.827	143.0	38:58.743
13	1	3:43.414 B	48.947	1:43.479	1:10.988	112.9	42:42.157

264 **AMGV** Funyo FUN
1.Etienne CHAMPETIER

1	1	3:51.783	1:31.297	1:31.522	48.964	106.9	3:51.783
2	1	3:08.960	53.706	1:26.729	48.525	133.4	7:00.743
3	1	3:03.574	51.383	1:23.962	48.229	137.4	10:04.317
4	1	3:03.735	51.174	1:24.936	47.625	137.2	13:08.052
5	1	3:07.693	51.001	1:26.679	50.013	134.3	16:15.745
6	1	3:05.445	53.023	1:25.689	46.733	136.0	19:21.190
7	1	3:08.098	51.600	1:29.074	47.424	134.0	22:29.288
8	1	3:00.179	49.888	1:24.250	46.041	139.9	25:29.467
9	1	3:01.391	49.378	1:25.511	46.502	139.0	28:30.858
10	1	3:02.248	49.151	1:26.997	46.100	138.4	31:33.106
11	1	2:59.575	49.377	1:24.336	45.862	140.4	34:32.681
12	1	2:58.591	48.945	1:22.632	47.014	141.2	37:31.272

269 **UBER-BELT RACING** Funyo FUN
1.Olivier BEC
2.Hugo FLEURY

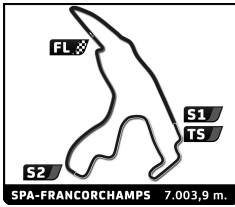
1	1	3:30.456	1:07.374	1:34.005	49.077	117.7	3:30.456
2	1	3:06.456	54.185	1:25.477	46.794	135.2	6:36.912
3	1	3:01.339	51.831	1:22.619	46.889	139.0	9:38.251
4	1	3:01.437	52.382	1:22.519	46.536	139.0	12:39.688
5	1	2:57.978	50.570	1:22.029	45.379	141.7	15:37.666
6	1	2:55.647	50.505	1:20.376	44.766	143.6	18:33.313
7	1	2:54.860	49.595	1:19.951	45.314	144.2	21:28.173
8	1	2:53.021	48.951	1:19.685	44.385	145.7	24:21.194
9	1	2:55.822	49.338	1:21.110	45.374	143.4	27:17.016
10	1	2:53.853	49.897	1:19.441	44.515	145.0	30:10.869
11	1	3:09.264 B	50.403	1:20.729	58.132	133.2	33:20.133
12	1	5:24.416	3:19.798	1:19.592	45.026	77.7	38:44.549
13	1	3:35.903 B	47.250	1:26.252	1:22.401	116.8	42:20.452

277 **DAFA Racing** Funyo FUN
1.Jean CHRISTOPHE ROBIL
2.Nicolas ROBIN

1	1	3:16.882	52.816	1:34.274	49.792	125.8	3:16.882
2	1	3:07.936	54.690	1:25.369	47.877	134.2	6:24.818
3	1	2:55.918	50.045	1:20.187	45.686	143.3	9:20.736
4	1	2:54.842	49.716	1:20.667	44.459	144.2	12:15.578
5	1	2:54.162	50.030	1:19.808	44.324	144.8	15:09.740
6	1	2:53.580	50.350	1:19.448	43.782	145.3	18:03.320
7	1	2:52.171	49.429	1:19.360	43.382	146.4	20:55.491
8	1	2:52.064	48.421	1:19.879	43.764	146.5	23:47.555
9	1	2:54.864	48.761	1:19.854	46.249	144.2	26:42.419
10	1	2:54.273	48.499	1:20.984	44.790	144.7	29:36.692
11	1	2:55.151	47.596	1:20.716	46.839	144.0	32:31.843
12	1	3:09.629	50.747	1:22.079	56.803	133.0	35:41.472
13	1	2:53.789	48.195	1:21.358	44.236	145.1	38:35.261
14	1	3:29.228 B	48.342	1:21.315	1:19.571	120.5	42:04.489

279 **HMC** Funyo FUN
1.Eric SOARES
2.Nicolas CANNARD

1	1	3:45.514	1:24.003	1:32.167	49.344	109.9	3:45.514
2	1	3:08.986	54.052	1:26.446	48.488	133.4	6:54.500
3	1	3:03.608	50.349	1:25.695	47.564	137.3	9:58.108
4	1	3:01.424	50.470	1:23.733	47.221	139.0	12:59.532
5	1	2:59.488	49.798	1:22.951	46.739	140.5	15:59.020
6	1	3:12.146 B	49.999	1:23.240	58.907	131.2	19:11.166
7	1	4:59.618	2:50.589	1:20.984	48.045	84.2	24:10.784
8	1	2:54.724	49.228	1:18.965	46.531	144.3	27:05.508
9	1	2:54.058	48.853	1:18.997	46.208	144.9	29:59.566
10	1	3:25.990	56.318	1:37.529	52.143	122.4	33:25.556
11	1	2:55.113	48.188	1:20.542	46.383	144.0	36:20.669
12	1	2:53.950	48.576	1:19.459	45.915	145.0	39:14.619
13	1	3:57.579 B	49.278	1:40.505	1:27.796	106.1	43:12.198



Supercar Challenge - Funyo-PT-GT-SCC

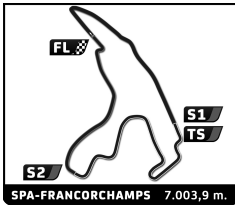
SPA RACING FESTIVAL

Free Practice 2

Sector Analysis

— Invalidated Lap ■ Personal Best ■ Session Best B Crossing the pit lane

Lap	D	Time	Sector 1	Sector 2	Sector 3	Kph	Elapsed	Lap	D	Time	Sector 1	Sector 2	Sector 3	Kph	Elapsed		
283	AMGV 1.Dominique ARNOUX							Funyo FUN	2	1	3:14.249	55.160	1:30.331	48.758	129.8	7:05.503	
	3	1	3:08.281	51.045	1:29.199	48.037	133.9	10:13.784									
	4	1	3:05.232	51.086	1:25.694	48.452	136.1	13:19.016									
	5	1	3:02.306	50.854	1:24.687	46.765	138.3	16:21.322									
	6	1	3:01.319	49.950	1:24.247	47.122	139.1	19:22.641									
	7	1	2:59.187	49.446	1:23.624	46.117	140.7	22:21.828									
	8	1	2:59.917	49.280	1:23.563	47.074	140.1	25:21.745									
	9	1	3:01.116	49.788	1:24.671	46.657	139.2	28:22.861									
	10	1	2:59.569	49.668	1:23.277	46.624	140.4	31:22.430									
	11	1	3:49.607 B	48.457	1:54.680	1:06.470	109.8	35:12.037									
	12	1	4:06.353	1:46.330	1:28.022	52.001	102.3	39:18.390									
	13	1	3:56.103 B	57.729	1:39.388	1:18.986	106.8	43:14.493									
	286	Belt Racing 1.Ethan BERNARD 2.Sasha HERBRARD							Funyo FUN	1	1	3:21.826	1:14.207	1:23.931	43.688	122.8	3:21.826
		2	1	2:55.237	51.271	1:22.098	41.868	143.9	6:17.063								
3		1	2:42.547	43.891	1:17.431	41.225	155.1	8:59.610									
4		1	2:42.807	45.164	1:16.321	41.322	154.9	11:42.417									
5		1	2:43.310	44.781	1:16.099	42.430	154.4	14:25.727									
6		1	2:46.521 B	43.621	1:15.655	47.245	151.4	17:12.248									
7		1	4:38.149	2:29.574	1:24.057	44.518	90.6	21:50.397									
8		1	2:51.779	46.458	1:21.353	43.968	146.8	24:42.176									
9		1	2:54.446	46.559	1:21.542	46.345	144.5	27:36.622									
10		1	2:49.980	46.102	1:21.023	42.855	148.3	30:26.602									
11		1	2:52.515	48.123	1:20.703	43.689	146.2	33:19.117									
12		1	2:51.069	46.083	1:21.029	43.957	147.4	36:10.186									
13		1	2:54.289	46.395	1:22.038	45.856	144.7	39:04.475									
14		1	4:01.322 B	49.636	1:47.216	1:24.470	104.5	43:05.797									
290	HMC 1.Nicoals STURM 2.Cedric GARDIN							Funyo FUN	1	1	3:20.941	1:08.979	1:27.613	44.349	123.3	3:20.941	
	2	1	2:58.214	51.533	1:22.105	44.576	141.5	6:19.155									
	3	1	2:48.937	47.264	1:19.810	41.863	149.3	9:08.092									
	4	1	2:48.040	46.469	1:19.581	41.990	150.0	11:56.132									
	5	1	2:50.790	45.486	1:21.149	44.155	147.6	14:46.922									
	6	1	2:46.427	44.719	1:18.720	42.988	151.5	17:33.349									
	7	1	2:44.917	44.586	1:18.268	42.063	152.9	20:18.266									
	8	1	2:46.821	45.550	1:18.501	42.770	151.1	23:05.087									
	9	1	2:56.228 B	46.092	1:20.271	49.865	143.1	26:01.315									
	10	1	9:27.680	7:25.804	1:18.731	43.145	44.4	35:28.995									
	11	1	2:44.337	45.128	1:17.982	41.227	153.4	38:13.332									
	12	1	3:20.688 B	44.938	1:20.709	1:15.041	125.6	41:34.020									
	511	Racing Experience 1.Lea MAUER 2.Gary HAUSER							Norma PT	1	1	3:05.366	57.715	1:23.681	43.970	133.7	3:05.366
		2	1	2:52.683	46.290	1:23.047	43.346	146.0	5:58.049								
3		1	2:52.833	45.852	1:21.559	45.422	145.9	8:50.882									
4		1	2:50.513	45.417	1:21.706	43.390	147.9	11:41.395									
5		1	2:49.274	45.748	1:20.720	42.806	149.0	14:30.669									
6		1	2:47.699	44.908	1:20.231	42.560	150.4	17:18.368									
521		EDEKA Aschoff Racing Team 1.Max ASCHOFF							Ginetta Nissan G58 PT	1	1	3:40.060	1:16.053	1:32.224	51.783	112.6	3:40.060
		2	1	3:09.026	52.544	1:27.819	48.663	133.4	6:49.086								
		3	1	3:10.679	51.805	1:29.380	49.494	132.2	9:59.765								
		4	1	3:07.193	51.517	1:27.189	48.487	134.7	13:06.958								
		5	1	3:03.171	51.051	1:24.862	47.258	137.7	16:10.129								
		6	1	3:01.083	50.635	1:23.351	47.097	139.2	19:11.212								
		7	1	3:16.158 B	50.731	1:23.412	1:02.015	128.5	22:27.370								
		8	1	4:43.276	2:33.778	1:23.299	46.199	89.0	27:10.646								
	9	1	2:58.504	49.825	1:23.191	45.488	141.3	30:09.150									
	10	1	2:58.279	49.959	1:22.385	45.935	141.4	33:07.429									
	11	1	2:56.691	48.907	1:22.721	45.063	142.7	36:04.120									
	12	1	2:56.089	48.689	1:22.070	45.330	143.2	39:00.209									
	13	1	4:01.883 B	50.048	1:48.058	1:23.777	104.2	43:02.092									
	611	Pegasus Racing 1.Alain MEYER 2.Jordan MEYER							Funyo FUN	1	1	3:05.366	57.715	1:23.681	43.970	133.7	3:05.366
2		1	2:52.683	46.290	1:23.047	43.346	146.0	5:58.049									
3		1	2:52.833	45.852	1:21.559	45.422	145.9	8:50.882									
4		1	2:50.513	45.417	1:21.706	43.390	147.9	11:41.395									
5		1	2:49.274	45.748	1:20.720	42.806	149.0	14:30.669									
6		1	2:47.699	44.908	1:20.231	42.560	150.4	17:18.368									
294		Deldiche Racing 1.Thomas PIESENS 2.Alex CASCATAU							Norma NP 02 CN	1	1	3:40.060	1:16.053	1:32.224	51.783	112.6	3:40.060
		2	1	3:09.026	52.544	1:27.819	48.663	133.4	6:49.086								
		3	1	3:10.679	51.805	1:29.380	49.494	132.2	9:59.765								
		4	1	3:07.193	51.517	1:27.189	48.487	134.7	13:06.958								
		5	1	3:03.171	51.051	1:24.862	47.258	137.7	16:10.129								
		6	1	3:01.083	50.635	1:23.351	47.097	139.2	19:11.212								
		7	1	3:16.158 B	50.731	1:23.412	1:02.015	128.5	22:27.370								
		8	1	4:43.276	2:33.778	1:23.299	46.199	89.0	27:10.646								
	9	1	2:58.504	49.825	1:23.191	45.488	141.3	30:09.150									
	10	1	2:58.279	49.959	1:22.385	45.935	141.4	33:07.429									
	11	1	2:56.691	48.907	1:22.721	45.063	142.7	36:04.120									
	12	1	2:56.089	48.689	1:22.070	45.330	143.2	39:00.209									
	13	1	4:01.883 B	50.048	1:48.058	1:23.777	104.2	43:02.092									



Supercar Challenge - Funyo-PT-GT-SCC

SPA RACING FESTIVAL

Free Practice 2

Sector Analysis

— Invalidated Lap ■ Personal Best ■ Session Best B Crossing the pit lane

Lap	D	Time	Sector 1	Sector 2	Sector 3	Kph	Elapsed	Lap	D	Time	Sector 1	Sector 2	Sector 3	Kph	Elapsed
7	1	2:49.378	46.068	1:20.937	42.373	148.9	20:07.746	10	1	3:01.627	51.062	1:24.083	46.482	138.8	35:51.904
8	1	3:12.996B	45.100	1:36.786	51.110	130.6	23:20.742	11	1	3:11.094	50.843	1:32.181	48.070	131.9	39:02.998
9	1	3:55.540	1:53.850	1:20.196	41.494	107.0	27:16.282	12	1	4:00.490B	50.378	1:45.577	1:24.535	104.8	43:03.488
10	1	2:44.545	44.472	1:19.192	40.881	153.2	30:00.827	<div style="border: 1px solid black; padding: 5px;"> 750 Domec Racing 1.Martin LUCAS Radical SR3 RSX GT </div>							
11	1	2:43.735	45.051	1:17.763	40.921	154.0	32:44.562								
12	1	2:45.242	43.830	1:18.249	43.163	152.6	35:29.804								
13	1	2:45.920	44.470	1:19.884	41.566	152.0	38:15.724								
14	1	3:15.890B	43.389	1:18.577	1:13.924	128.7	41:31.614								

612 T2 Racing
 1.Ivan RUGGIERO
 2.Oliver BERTELS
 Norma M20FC CN

1	1	4:08.641	1:41.970	1:28.223	58.448	99.6	4:08.641
2	1	3:04.504	51.945	1:24.839	47.720	136.7	7:13.145
3	1	3:05.003	50.862	1:26.115	48.026	136.3	10:18.148
4	1	3:00.242	50.078	1:23.154	47.010	139.9	13:18.390
5	1	2:58.667	49.594	1:22.889	46.184	141.1	16:17.057
6	1	2:57.711	49.327	1:22.345	46.039	141.9	19:14.768
7	1	3:05.090B	49.006	1:22.535	53.549	136.2	22:19.858
8	1	4:22.152	2:14.703	1:21.410	46.039	96.2	26:42.010
9	1	2:54.804	48.354	1:21.279	45.171	144.2	29:36.814
10	1	2:56.234	48.853	1:20.847	46.534	143.1	32:33.048
11	1	2:54.565	48.426	1:21.691	44.448	144.4	35:27.613
12	1	2:54.863	48.832	1:21.545	44.486	144.2	38:22.476
13	1	3:22.878B	48.063	1:19.732	1:15.083	124.3	41:45.354

621 Deldiche Racing
 1.Luc DE COCK
 2.Sam DEJONGHE
 Norma M20FC CN

1	1	3:05.174	57.323	1:22.674	45.177	133.8	3:05.174
2	1	2:58.743	49.541	1:22.732	46.470	141.1	6:03.917
3	1	2:53.810	47.487	1:20.968	45.355	145.1	8:57.727
4	1	2:54.349	47.518	1:21.903	44.928	144.6	11:52.076
5	1	2:56.239	48.058	1:21.483	46.698	143.1	14:48.315
6	1	2:55.433	48.872	1:22.098	44.463	143.7	17:43.748
7	1	2:51.882	47.181	1:20.553	44.148	146.7	20:35.630
8	1	3:02.592B	47.224	1:21.787	53.581	138.1	23:38.222
9	1	4:28.490	2:23.212	1:21.614	43.664	93.9	28:06.712
10	1	2:45.313	45.999	1:17.522	41.792	152.5	30:52.025
11	1	2:42.295	44.786	1:15.190	42.319	155.4	33:34.320
12	1	2:42.439	44.993	1:15.481	41.965	155.2	36:16.759
13	1	2:45.150	44.769	1:17.458	42.923	152.7	39:01.909
14	1	3:41.624B	46.940	1:42.904	1:11.780	113.8	42:43.533

707 Johan Kraan Motorsport
 1.Robin GREENHALGH
 2.Jerome GREENHALGH
 Radical SR1 GT

1	1	3:45.233	1:21.327	1:33.642	50.264	110.0	3:45.233
2	1	3:16.609	53.769	1:32.836	50.004	128.2	7:01.842
3	1	3:14.179	53.261	1:31.316	49.602	129.9	10:16.021
4	1	3:11.376	52.985	1:29.454	48.937	131.8	13:27.397
5	1	3:11.708	52.226	1:30.305	49.177	131.5	16:39.105
6	1	3:17.356	52.025	1:35.967	49.364	127.8	19:56.461
7	1	3:16.818B	52.009	1:29.268	55.541	128.1	23:13.279
8	1	6:23.039	4:05.451	1:28.807	48.781	65.8	29:36.318
9	1	3:13.959	52.484	1:25.943	55.532	130.0	32:50.277

776 MV Motorsport
 1.Melvin VAN DAM
 2.Eddie VAN DAM
 Radical SR1 GT

1	1	3:41.939	1:19.416	1:33.199	49.324	111.6	3:41.939
2	1	3:03.056	51.320	1:25.117	46.619	137.7	6:44.995
3	1	2:59.734	49.743	1:23.803	46.188	140.3	9:44.729
4	1	2:57.753	49.401	1:22.410	45.942	141.8	12:42.482
5	1	3:06.565	48.939	1:29.131	48.495	135.1	15:49.047
6	1	2:57.037	49.467	1:22.063	45.507	142.4	18:46.084
7	1	2:55.518	48.753	1:21.464	45.301	143.7	21:41.602
8	1	2:54.355	48.585	1:20.375	45.395	144.6	24:35.957
9	1	3:08.401B	49.257	1:22.364	56.780	133.8	27:44.358
10	1	4:36.856	2:30.862	1:20.347	45.647	91.1	32:21.214
11	1	2:56.455	48.463	1:21.759	46.233	142.9	35:17.669
12	1	2:53.114	48.893	1:19.607	44.614	145.7	38:10.783
13	1	3:25.266B	48.353	1:21.072	1:15.841	122.8	41:36.049

776 MV Motorsport
 1.Melvin VAN DAM
 2.Eddie VAN DAM
 Radical SR1 GT

1	1	4:10.097	1:45.543	1:33.047	51.507	99.1	4:10.097
2	1	3:11.542	51.756	1:29.429	50.357	131.6	7:21.639
3	1	3:09.007	51.207	1:28.227	49.573	133.4	10:30.646
4	1	3:08.101	50.533	1:28.268	49.300	134.0	13:38.747
5	1	3:18.370B	51.270	1:27.492	59.608	127.1	16:57.117
6	1	6:31.939B	4:05.271	1:28.537	58.131	64.3	23:29.056
7	1	5:30.932	3:13.971	1:28.400	48.561	76.2	28:59.988
8	1	3:10.214	52.467	1:28.754	48.993	132.6	32:10.202
9	1	3:13.375	53.217	1:30.700	49.458	130.4	35:23.577
10	1	3:31.241B	57.244	1:29.980	1:04.017	119.4	38:54.818