

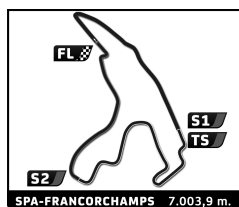
## Ford Fiesta Sprint Cup NL + BE / Mazda N SPA RACING FESTIVAL Race 2

### Sector Analysis

— Invalidated Lap    ■ Personal Best    ■ Session Best    ■ Crossing the pit lane

Lap	Time	Sector 1	Sector 2	Sector 3	T.Sp	Elapsed	Lap	Time	Sector 1	Sector 2	Sector 3	T.Sp	Elapsed
<b>1</b>	<b>Marcel DEKKER</b> NLD Dekker Racing Mazda MX-5						10	2:55.212	51.530	1:18.389	<span style="color: green;">45.293</span>	184.0	33:11.328
1	2:57.952	55.402	1:17.078	45.472		2:57.952	11	2:55.920	51.835	1:18.169	45.916	196.7	36:07.248
2	2:52.882	52.388	1:15.380	45.114	185.6	5:50.834	12	2:53.942	52.177	<span style="color: green;">1:16.307</span>	45.458	192.2	39:01.190
3	2:53.104	52.147	1:15.801	45.156	186.2	8:43.938							
4	2:52.558	52.168	<span style="color: green;">1:15.242</span>	45.148	184.9	11:36.496							
5	2:52.725	52.244	1:15.386	<span style="color: green;">45.095</span>	183.7	14:29.221							
6	2:52.965	52.329	1:15.286	45.350	185.2	17:22.186							
7	<span style="color: green;">2:52.514</span>	<span style="color: green;">51.846</span>	1:15.366	45.302	193.5	20:14.700							
8	23:06.826	51.966	1:49.673	...	186.9	27:18.380							
9	2:55.250	52.485	1:16.750	46.015	184.6	30:13.630							
10	2:56.989	53.734	1:16.450	46.805	182.1	33:10.619							
11	2:55.159	52.302	1:17.308	45.549	183.1	36:05.778							
12	2:54.723	52.037	1:15.921	46.765	191.8	39:00.501							
<b>2</b>	<b>Wilfred HERDER</b> NLD Team Mazda Kreijne Mazda MX-5						<b>10</b>	<b>Niels LANGEVELD</b> NLD Tachyon Motorsport-Kolenaar Mazda MX-5					
1	3:05.476	58.022	1:20.529	46.925		3:05.476	1	2:55.671	54.478	1:16.202	44.991		2:55.671
2	3:01.108	53.572	1:19.669	47.867	181.8	6:06.584	2	2:53.210	52.509	1:15.972	<span style="color: green;">44.729</span>	184.3	5:48.881
3	3:00.483	53.541	1:19.624	47.318	180.0	9:07.067	3	<span style="color: green;">2:52.475</span>	<span style="color: green;">51.743</span>	1:15.119	45.613	188.8	8:41.356
4	3:01.638	53.884	1:20.797	46.957	180.6	12:08.705	4	2:52.495	51.988	1:15.087	45.420	189.5	11:33.851
5	3:01.417	54.000	1:20.148	47.269	178.5	15:10.122	5	2:53.399	52.712	1:15.241	45.446	184.0	14:27.250
6	3:00.769	53.765	1:20.410	46.594	179.7	18:10.891	6	2:53.037	52.442	<span style="color: green;">1:15.051</span>	45.544	186.9	17:20.287
7	3:01.201	53.822	1:19.714	47.665	179.1	21:12.092	7	2:53.490	52.657	1:15.320	45.513	180.3	20:13.777
8	22:14.386	55.816	1:26.351	...	169.3	27:23.332	8	23:07.294	52.523	1:49.502	...	180.9	27:17.925
9	<span style="color: green;">2:57.635</span>	<span style="color: green;">52.820</span>	1:18.335	46.480	187.8	30:20.967	9	2:55.350	53.011	1:16.253	46.086	184.3	30:13.275
10	2:57.967	53.337	<span style="color: green;">1:18.282</span>	<span style="color: green;">46.348</span>	181.5	33:18.934	10	2:56.983	54.158	1:16.554	46.271	179.7	33:10.258
11	3:00.645	54.332	1:19.146	47.167	175.6	36:19.579	11	2:54.838	52.749	1:16.639	45.450	180.9	36:05.096
12	2:59.267	53.375	1:18.997	46.895	181.5	39:18.846	12	2:54.527	52.838	1:16.151	45.538	178.8	38:59.623
<b>3</b>	<b>Toine KREIJNE</b> NLD Team Mazda Kreijne Mazda MX-5						<b>11</b>	<b>Laszlo VAN HOUWELINGEN</b> NLD MV Motorsport Mazda MX-5					
1	2:56.018	54.509	1:16.489	45.020		2:56.018	1	2:58.793	54.770	1:18.106	45.917		2:58.793
2	2:53.093	51.777	1:16.500	<span style="color: green;">44.816</span>	189.5	5:49.111	2	2:54.542	52.791	1:16.823	<span style="color: green;">44.928</span>	193.5	5:53.335
3	<span style="color: green;">2:52.593</span>	<span style="color: green;">51.612</span>	1:15.826	45.155	188.8	8:41.704	3	<span style="color: green;">2:53.552</span>	51.951	1:16.588	45.013	190.8	8:46.887
4	2:52.826	51.774	<span style="color: green;">1:15.825</span>	45.227	183.4	11:34.530	4	2:54.222	<span style="color: green;">51.245</span>	1:17.555	45.422	191.8	11:41.109
5	2:53.397	52.131	1:16.133	45.133	180.9	14:27.927	5	2:55.464	52.666	1:17.365	45.433	185.6	14:36.573
6	2:54.435	51.862	1:16.333	46.240	187.8	17:22.362	6	2:54.136	51.663	1:17.172	45.301	193.9	17:30.709
7	2:53.740	51.786	1:16.515	45.439	192.9	20:16.102	7	2:55.349	52.743	1:17.225	45.381	186.5	20:26.058
8	23:05.961	51.628	1:49.212	...	188.8	27:18.917	8	22:57.812	51.745	1:41.102	...	168.5	27:20.724
9	2:55.181	52.123	1:17.678	45.380	184.6	30:14.098	9	2:55.367	52.399	1:17.214	45.754	182.4	30:16.091
10	2:56.061	53.355	1:17.007	45.699	180.3	33:10.159	10	2:55.438	52.430	1:17.832	45.176	191.8	33:11.529
11	2:55.858	52.928	1:17.543	45.387	182.4	36:06.017	11	2:57.210	51.807	1:18.456	46.947	189.5	36:08.739
12	2:54.834	51.937	1:17.152	45.745	189.5	39:00.851	12	2:53.581	51.921	<span style="color: green;">1:16.309</span>	45.351	194.2	39:02.320
<b>8</b>	<b>Mik KUIPER</b> NLD Team Bratwurst Mazda MX-5						<b>16</b>	<b>Dominique KRAAN</b> NLD Johan Kraan Motorsports Mazda MX-5					
1	2:58.593	55.816	1:17.460	45.317		2:58.593	1	2:58.935	54.609	1:18.920	45.406		2:58.935
2	2:54.945	52.865	1:16.561	45.519	192.5	5:53.538	2	2:54.134	52.056	1:16.358	45.720	190.8	5:53.069
3	2:55.577	51.655	1:18.476	45.446	198.2	8:49.115	3	<span style="color: green;">2:53.079</span>	51.616	1:16.236	<span style="color: green;">45.227</span>	187.5	8:46.148
4	2:56.149	52.500	1:17.734	45.915	186.5	11:45.264	4	2:55.389	52.040	1:17.182	46.167	188.8	11:41.537
5	2:55.766	52.573	1:17.541	45.652	187.5	14:41.030	5	2:53.560	52.107	1:15.824	45.629	189.5	14:35.097
6	2:55.135	52.164	1:17.139	45.832	184.3	17:36.165	6	2:54.612	52.718	<span style="color: green;">1:15.712</span>	46.182	180.9	17:29.709
7	<span style="color: green;">2:53.669</span>	51.641	1:16.446	45.582	191.5	20:29.834	7	2:55.988	53.622	1:16.938	45.428	187.8	20:25.697
8	22:55.425	51.525	1:39.565	...	189.5	27:22.113	8	22:57.533	51.743	1:41.081	...	182.1	27:20.084
9	2:54.003	<span style="color: green;">51.402</span>	1:17.187	45.414	194.2	30:16.116	9	2:54.079	<span style="color: green;">51.521</span>	1:16.630	45.928	191.8	30:14.163
<b>18</b>	<b>Lars VAN'T VEER</b> NLD CFX Gaming Race Team Mazda MX-5						<b>18</b>	<b>Lars VAN'T VEER</b> NLD CFX Gaming Race Team Mazda MX-5					
1	2:59.297	56.287	1:17.892	45.118		2:59.297	1	2:59.297	56.287	1:17.892	45.118		2:59.297
2	2:54.277	52.375	1:17.260	<span style="color: purple;">44.642</span>	195.3	5:53.574	2	2:54.277	52.375	1:17.260	<span style="color: purple;">44.642</span>	195.3	5:53.574
3	<span style="color: green;">2:52.727</span>	51.411	<span style="color: green;">1:16.374</span>	44.942	194.6	8:46.301	3	<span style="color: green;">2:52.727</span>	51.411	<span style="color: green;">1:16.374</span>	44.942	194.6	8:46.301
4	2:55.348	51.693	1:17.992	45.663	191.2	11:41.649	4	2:55.348	51.693	1:17.992	45.663	191.2	11:41.649
5	2:55.826	51.957	1:18.150	45.719	185.6	14:37.475	5	2:55.826	51.957	1:18.150	45.719	185.6	14:37.475
6	2:53.602	51.695	1:16.842	45.065	194.9	17:31.077	6	2:53.602	51.695	1:16.842	45.065	194.9	17:31.077





## Ford Fiesta Sprint Cup NL + BE / Mazda N SPA RACING FESTIVAL Race 2

### Sector Analysis

— Invalidated Lap    ■ Personal Best    ■ Session Best    B Crossing the pit lane

Lap	Time	Sector 1	Sector 2	Sector 3	T.Sp	Elapsed	Lap	Time	Sector 1	Sector 2	Sector 3	T.Sp	Elapsed
7	2:55.814	52.367	1:17.977	45.470	187.2	20:26.891	9	2:55.107	51.799	1:16.984	46.324	181.8	30:14.288
8	22:57.443	51.895	1:40.910	...	178.5	27:21.188	10	2:56.307	53.191	1:17.475	45.641	179.4	33:10.595
9	2:55.296	51.950	1:18.196	45.150	188.8	30:16.484	11	3:04.523	52.421	1:18.014	54.088	180.9	36:15.118
10	2:56.115	51.424	1:19.133	45.558	194.6	33:12.599	12	2:56.624	53.869	1:16.747	46.008	178.2	39:11.742
11	2:55.503	51.738	1:17.606	46.159	198.9	36:08.102							
12	2:53.378	<b>51.390</b>	1:16.707	45.281	193.2	39:01.480							

**20** **Hernan PALERMO** USA  
MV Motorsport Mazda MX-5

1	2:59.869	56.667	1:17.750	45.452		2:59.869
2	2:54.484	52.409	1:17.106	44.969	190.5	5:54.353
3	<b>2:52.742</b>	<b>51.156</b>	1:16.670	<b>44.916</b>	191.5	8:47.095
4	2:54.514	51.284	1:17.531	45.699	196.7	11:41.609
5	2:55.206	52.525	1:16.677	46.004	185.2	14:36.815
6	2:53.996	51.546	1:17.396	45.054	192.2	17:30.811
7	3:10.802 B	52.448	<b>1:16.548</b>	1:01.806	188.8	20:41.613

**21** **Simon SIKHART** SK  
RS-team Mazda MX-5

1	3:00.051	56.551	1:17.653	45.847		3:00.051
2	2:53.982	51.631	1:17.472	44.879	200.7	5:54.033
3	2:53.758	51.529	1:17.392	<b>44.837</b>	195.7	8:47.791
4	2:54.414	<b>50.639</b>	1:17.839	45.936	187.2	11:42.205
5	2:55.164	52.801	1:16.950	45.413	182.7	14:37.369
6	<b>2:52.513</b>	51.045	<b>1:16.101</b>	45.367	197.8	17:29.882
7	2:55.234	53.358	1:16.351	45.525	190.1	20:25.116
8	22:57.629	52.126	1:40.855	...	182.7	27:19.599
9	2:54.875	52.124	1:17.370	45.381	185.9	30:14.474
10	2:56.695	53.079	1:18.103	45.513	180.9	33:11.169
11	2:56.651	51.967	1:18.958	45.726	180.6	36:07.820
12	2:53.921	51.841	1:16.951	45.129	192.9	39:01.741

**22** **Sen ROODENBURG** NLD  
Bas Koeten Racing Ford Fiesta

1	4:02.263	1:54.724	1:19.484	48.055		4:02.263
2	3:02.552	54.622	1:19.974	47.956	179.1	7:04.815
3	3:01.455	54.893	1:18.395	48.167	181.8	10:06.270
4	3:01.345	54.680	1:18.904	47.761	180.9	13:07.615
5	3:01.266	54.619	1:18.795	47.852	180.9	16:08.881
6	3:01.001	54.542	1:18.548	47.911	182.1	19:09.882
7	3:43.232	54.385	1:21.330	1:27.517	181.8	22:53.114
8	20:37.402	1:40.091	2:01.948	...	81.7	27:27.370
9	<b>3:00.685</b>	54.768	<b>1:18.258</b>	<b>47.659</b>	181.5	30:28.055
10	3:00.848	54.440	1:18.347	48.061	181.8	33:28.903
11	3:02.418	54.708	1:19.937	47.773	181.5	36:31.321
12	3:02.112	<b>54.302</b>	1:19.057	48.753	181.2	39:33.433

**23** **Filip WOJTWICZ** BE  
Polyparts Rent Mazda MX-5

1	2:58.221	54.831	1:17.449	45.941		2:58.221
2	2:54.401	52.805	1:15.921	45.675	185.2	5:52.622
3	2:53.295	52.176	<b>1:15.901</b>	<b>45.218</b>	184.0	8:45.917
4	2:56.121	52.284	1:17.852	45.985	186.5	11:42.038
5	2:55.034	52.956	1:16.621	45.457	186.2	14:37.072
6	<b>2:53.095</b>	<b>51.277</b>	1:16.498	45.320	193.5	17:30.167
7	2:54.792	52.998	1:15.917	45.877	189.5	20:24.959
8	22:57.368	52.086	1:40.616	...	187.5	27:19.181

**24** **Senna VAN SOELEN** NLD  
Bas Koeten Racing Ford Fiesta

1	4:06.912	1:56.485	1:22.388	48.039		4:06.912
2	3:00.747	54.583	1:18.544	<b>47.620</b>	180.6	7:07.659
3	3:01.359	54.601	1:18.902	47.856	181.2	10:09.018
4	3:02.208	54.098	1:20.427	47.683	181.2	13:11.226
5	3:00.778	54.195	<b>1:18.427</b>	48.156	181.5	16:12.004
6	3:01.243	54.486	1:18.683	48.074	181.5	19:13.247
7	3:40.405	54.830	1:19.471	1:26.104	178.8	22:53.652
8	20:37.595	1:40.182	2:01.874	...	78.9	27:28.101
9	<b>3:00.449</b>	54.190	1:18.482	47.777	181.8	30:28.550
10	3:00.677	<b>54.084</b>	1:18.720	47.873	180.3	33:29.227
11	3:03.217	54.252	1:20.438	48.527	181.2	36:32.444
12	3:04.328	56.695	1:18.981	48.652	179.1	39:36.772

**33** **Alex BACHOURA** USA  
MV Motorsport Mazda MX-5

1	3:00.068	56.645	1:17.961	45.462		3:00.068
2	2:56.859	52.493	1:17.554	46.812	192.9	5:56.927
3	<b>2:53.219</b>	51.964	<b>1:16.226</b>	<b>45.029</b>	190.5	8:50.146
4	2:54.969	51.960	1:17.408	45.601	191.2	11:45.115
5	2:53.318	51.864	1:16.396	45.058	189.1	14:38.433
6	2:54.218	<b>50.619</b>	1:17.333	46.266	198.9	17:32.651
7	2:55.976	51.507	1:17.661	46.808	194.2	20:28.627
8	22:56.200	51.695	1:40.111	...	183.4	27:21.681
9	2:55.025	51.428	1:18.411	45.186	188.5	30:16.706
10	2:55.950	52.103	1:18.416	45.431	191.8	33:12.656
11	2:57.153	51.808	1:17.780	47.565	186.5	36:09.809
12	2:54.682	52.685	1:16.498	45.499	188.2	39:04.491


**34** **Stefan BAREWIJK** NLD  
Technova College Racing Ford Fiesta

1	4:09.735	1:57.009	1:23.762	48.964		4:09.735
2	3:05.148	56.260	1:20.464	48.424	181.8	7:14.883
3	3:04.161	55.530	1:20.111	48.520	178.5	10:19.044
4	<b>3:02.436</b>	54.783	<b>1:19.324</b>	48.329	180.9	13:21.480
5	3:02.660	54.793	1:19.426	48.441	181.5	16:24.140
6	3:04.690	56.698	1:19.852	<b>48.140</b>	177.9	19:28.830
7	27:37.718 B	<b>54.499</b>	...	...	181.5	31:03.402

**46** **Alan CZYZ** POL  
Nowicki Auto Serwis Ford Fiesta

1	4:01.685	1:54.583	1:19.129	47.973		4:01.685
2	3:01.833	55.108	1:18.973	<b>47.752</b>	181.5	7:03.518
3	3:01.505	54.612	1:18.849	48.044	173.6	10:05.023
4	3:01.429	54.643	1:18.664	48.122	181.2	13:06.452
5	3:01.433	54.808	1:18.567	48.058	181.2	16:07.885
6	3:01.200	54.693	1:18.348	48.159	181.2	19:09.085
7	3:43.467	54.682	1:21.203	1:27.582	181.8	22:52.552
8	20:36.543	1:39.516	2:02.487	...	82.8	27:25.949
9	<b>3:00.859</b>	54.613	<b>1:18.231</b>	48.015	181.8	30:26.808
10	3:01.278	<b>54.553</b>	1:18.525	48.200	183.7	33:28.086





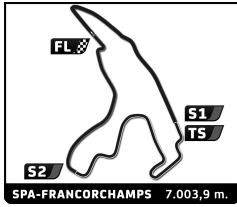
## Ford Fiesta Sprint Cup NL + BE / Mazda M SPA RACING FESTIVAL Race 2

### Sector Analysis

— Invalidated Lap    ■ Personal Best    ■ Session Best    B Crossing the pit lane

Lap	Time	Sector 1	Sector 2	Sector 3	T.Spd	Elapsed	Lap	Time	Sector 1	Sector 2	Sector 3	T.Spd	Elapsed
11	3:02.470	55.170	1:19.103	48.197	177.6	36:30.556							
12	3:02.824	55.178	1:18.414	49.232	175.3	39:33.380							
<b>49</b>	<b>Lisette GRINWIS</b>					NL	<b>78</b>	<b>Filip ZAGÓRSKI</b>					POL
	Polyparts Rent					Mazda MX-5		ALU MET Motorsport					Ford Fiesta
1	3:11.010	59.932	1:22.832	48.246		3:11.010	1	4:10.654	1:59.463	1:22.472	48.719		4:10.654
2	3:05.334	55.053	1:22.216	<b>48.065</b>	177.9	6:16.344	2	3:07.910	56.230	1:22.358	49.322	179.7	7:18.564
3	3:04.993	55.027	1:21.793	48.173	177.0	9:21.337	3	<b>3:03.134</b>	55.561	<b>1:19.315</b>	<b>48.258</b>	180.6	10:21.698
4	<b>3:04.372</b>	54.847	<b>1:21.379</b>	48.146	176.2	12:25.709	4	3:04.048	<b>55.365</b>	1:20.062	48.621	177.0	13:25.746
5	3:05.344	55.035	1:22.059	48.250	174.8	15:31.053	5	3:05.499	55.847	1:20.582	49.070	175.6	16:31.245
6	3:04.561	54.763	1:21.702	48.096	175.9	18:35.614	6	3:04.089	55.668	1:19.784	48.637	175.0	19:35.334
7	3:06.887	54.661	1:22.021	50.205	175.3	21:42.501	7	3:24.664	55.690	1:26.356	1:02.618	174.8	22:59.998
8	21:44.640	55.220	1:24.873	...	174.2	27:23.995	8	20:42.919	1:42.659	2:00.645	...	70.6	27:39.771
9	3:11.780	<b>54.225</b>	1:24.105	53.450	180.0	30:35.775	9	3:27.811	58.181	1:27.984	1:01.646	138.1	31:07.582
10	3:06.441	54.464	1:22.626	49.351	178.5	33:42.216	10	3:45.454	1:13.198	1:31.359	1:00.897	109.8	34:53.036
11	3:08.023	54.577	1:23.363	50.083	177.3	36:50.239	11	3:41.950	1:12.748	1:29.119	1:00.083	111.6	38:34.986
12	3:07.298	54.471	1:23.039	49.788	177.9	39:57.537	12	3:41.868	1:11.273	1:30.318	1:00.277	114.5	42:16.854
<b>65</b>	<b>Sam JONGEJAN</b>					NL	<b>80</b>	<b>Veeti RAJALA</b>					FIN
	MV Motorsport					Mazda MX-5		EJ Automotive by Raceland 29					Ford Fiesta
1	2:56.404	54.673	1:16.505	45.226		2:56.404	1	4:10.266	1:59.133	1:22.459	48.674		4:10.266
2	<b>2:51.420</b>	<b>51.476</b>	1:14.555	45.389	189.1	5:47.824	2	3:08.773	58.474	1:20.689	49.610	175.9	7:19.039
3	2:58.689	52.880	1:20.789	<b>45.020</b>	175.3	8:46.513	3	3:01.573	54.794	1:18.909	47.870	181.8	10:20.612
4	2:53.328	51.648	1:15.685	45.995	187.2	11:39.841	4	3:01.852	54.539	1:19.051	48.262	181.8	13:22.464
5	2:52.130	52.461	<b>1:14.387</b>	45.282	177.6	14:31.971	5	3:02.219	55.078	1:18.708	48.433	182.1	16:24.683
<b>67</b>	<b>Harry STEEGMANS</b>					BE	6	3:01.692	55.070	<b>1:18.546</b>	48.076	179.7	19:26.375
	HPD Racing					Mazda MX-5	7	3:30.173	55.003	1:24.969	1:10.201	178.2	22:56.548
1	3:35.946	59.751	1:45.950	50.245		3:35.946	8	20:38.744	1:42.194	2:00.766	...	81.0	27:32.146
2	3:14.331	56.977	1:27.157	50.197	169.0	6:50.277	9	3:01.243	54.473	1:18.601	48.169	181.5	30:33.389
3	3:11.783	55.989	1:26.312	49.482	176.8	10:02.060	10	<b>3:01.054</b>	54.532	1:18.723	<b>47.799</b>	181.8	33:34.443
4	3:12.656	55.516	1:28.067	49.073	176.2	13:14.716	11	3:01.775	54.343	1:19.507	47.925	182.4	36:36.218
5	3:15.833	55.375	1:24.654	55.804	182.4	16:30.549	12	3:01.890	<b>54.320</b>	1:19.330	48.240	182.1	39:38.108
6	3:10.793	56.669	1:25.641	48.483	163.6	19:41.342	<b>84</b>	<b>Gianni VAN DE CRAATS</b>					NLD
7	3:21.454	55.135	1:26.517	59.802	178.5	23:02.796		Bas Koeten Racing					Ford Fiesta
8	20:43.796	1:42.219	1:59.745	...	77.5	27:43.446	1	4:09.315	1:56.689	1:23.118	49.508		4:09.315
9	3:08.342	55.071	1:25.028	48.243	176.8	30:51.788	2	3:04.971	56.433	1:19.991	48.547	180.6	7:14.286
10	3:07.946	54.986	1:24.969	47.991	178.8	33:59.734	3	3:05.240	56.255	1:20.753	48.232	174.8	10:19.526
11	3:06.787	<b>54.896</b>	1:24.289	47.602	179.1	37:06.521	4	<b>3:02.123</b>	55.120	1:19.020	<b>47.983</b>	180.9	13:21.649
12	<b>3:06.133</b>	55.162	<b>1:23.382</b>	<b>47.589</b>	178.5	40:12.654	5	3:02.703	55.072	1:19.132	48.499	182.1	16:24.352
<b>77</b>	<b>Aleksander OLEJNICZAK</b>					POL	6	3:04.055	56.505	1:19.252	48.298	177.0	19:28.407
	ALU MET Motorsport					Ford Fiesta	7	3:30.533	55.092	1:27.076	1:08.365	176.5	22:58.940
1	4:09.740	1:58.357	1:22.014	49.369		4:09.740	8	20:42.772	1:42.310	1:59.818	...	71.1	27:38.566
2	3:04.160	55.404	1:19.982	48.774	180.9	7:13.900	9	3:04.189	55.532	1:20.143	48.514	179.4	30:42.755
3	3:03.738	56.175	1:19.263	<b>48.300</b>	176.2	10:17.638	10	3:02.675	55.190	1:19.202	48.283	179.1	33:45.430
4	<b>3:02.926</b>	55.385	1:19.124	48.417	175.6	13:20.564	11	3:02.196	54.896	<b>1:19.013</b>	48.287	180.3	36:47.626
5	3:03.333	55.307	1:19.316	48.710	176.5	16:23.897	12	3:03.327	<b>54.830</b>	1:19.685	48.812	180.6	39:50.953
6	3:03.555	56.145	<b>1:19.090</b>	48.320	179.4	19:27.452	<b>96</b>	<b>Jordy VAN DER EIJK</b>					NL
7	3:30.828	<b>55.060</b>	1:27.798	1:07.970	178.2	22:58.280		Johan Kraan Motorsports					Mazda MX-5
8	20:37.799	1:42.236	2:00.120	...	76.2	27:32.933	1	3:00.572	56.688	1:18.359	45.525		3:00.572
9	3:06.601	55.256	1:20.001	51.344	176.5	30:39.534	2	2:54.794	<b>52.000</b>	1:17.179	45.615	193.9	5:55.366
10	3:12.960	59.217	1:21.475	52.268	161.2	33:52.494	3	2:54.615	52.553	1:16.509	45.553	182.7	8:49.981
11	3:13.212	1:00.414	1:21.200	51.598	153.4	37:05.706	4	2:55.496	52.252	1:17.397	45.847	188.5	11:45.477
12	3:14.663	59.797	1:22.181	52.685	159.5	40:20.369	5	2:55.296	52.645	1:16.768	45.883	188.2	14:40.773
							6	2:54.459	52.285	<b>1:16.238</b>	45.936	190.1	17:35.232
							7	2:55.176	52.731	1:16.595	45.850	182.4	20:30.408
							8	22:55.427	52.497	1:38.459	...	183.1	27:22.689
							9	2:54.823	52.755	1:16.561	45.507	182.1	30:17.512





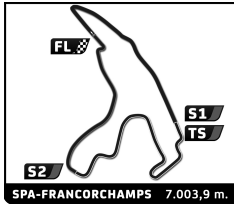
# Ford Fiesta Sprint Cup NL + BE / Mazda M SPA RACING FESTIVAL Race 2

## Sector Analysis

— Invalidated Lap    ■ Personal Best    ■ Session Best    B Crossing the pit lane

Lap	Time	Sector 1	Sector 2	Sector 3	T.Sp	Elapsed	Lap	Time	Sector 1	Sector 2	Sector 3	T.Sp	Elapsed		
10	2:55.353	52.186	1:17.768	45.399	188.5	33:12.865	7	3:14.906	57.075	1:27.426	50.405	175.0	23:18.836		
11	2:55.745	52.332	1:17.322	46.091	191.2	36:08.610	8	20:34.958	1:28.953	1:59.415	...	80.4	27:50.648		
12	<b>2:53.782</b>	52.125	1:16.480	<b>45.177</b>	193.9	39:02.392	9	3:12.351	57.056	1:24.171	51.124	174.2	31:02.999		
<b>97</b>	<b>Tomas DE BACKER</b>						BEL	<b>128</b>	<b>Ellis SPIEZIA</b>						USA
	Ford Peerlings						Ford Fiesta		NitroRacing						Ford Fiesta
1	4:01.035	1:53.772	1:18.968	48.295		4:01.035	1	4:04.758	1:56.298	1:19.844	48.616		4:04.758		
2	3:02.061	55.246	1:18.570	48.245	175.9	7:03.096	2	3:03.188	55.691	1:18.858	48.639	176.2	7:07.946		
3	3:01.693	55.038	1:18.574	48.081	177.9	10:04.789	3	<b>3:01.883</b>	55.050	<b>1:18.527</b>	48.306	180.3	10:09.829		
4	3:01.255	54.740	1:18.505	48.010	181.5	13:06.044	4	3:03.574	55.932	1:19.118	48.524	175.6	13:13.403		
5	3:01.462	55.093	1:18.384	47.985	182.1	16:07.506	5	3:04.089	55.882	1:19.117	49.090	174.5	16:17.492		
6	3:01.290	54.917	<b>1:18.246</b>	48.127	181.5	19:08.796	6	3:03.979	55.969	1:18.988	49.022	174.2	19:21.471		
7	3:43.339	54.821	1:20.950	1:27.568	181.5	22:52.135	7	3:34.561	55.945	1:22.710	1:15.906	172.8	22:56.032		
8	20:36.266	1:39.485	2:02.520	...	81.7	27:25.255	8	20:37.790	1:41.729	2:01.244	...	79.8	27:30.676		
9	<b>3:01.189</b>	54.627	1:18.704	47.858	179.7	30:26.444	9	3:02.436	55.073	1:18.922	48.441	178.5	30:33.112		
10	3:02.391	54.919	1:19.205	48.267	176.8	33:28.835	10	3:02.098	55.021	1:18.984	<b>48.093</b>	180.9	33:35.210		
11	3:02.258	54.500	1:19.908	<b>47.850</b>	180.6	36:31.093	11	3:02.383	<b>54.979</b>	1:19.077	48.327	179.1	36:37.593		
12	3:01.677	<b>54.437</b>	1:18.388	48.852	182.1	39:32.770	12	3:03.671	55.533	1:19.427	48.711	176.5	39:41.264		
<b>98</b>	<b>Philippe HUART</b>						BEL	<b>130</b>	<b>Geoffrey VANSRINGEL</b>						BEL
	Ford Peerlings						Ford Fiesta		Vanspringel Motorsport						Ford Fiesta
1	4:08.872	1:56.676	1:21.838	50.358		4:08.872	1	4:09.276	1:57.209	1:22.984	49.083		4:09.276		
2	3:10.022	57.241	1:22.225	50.556	173.1	7:18.894	2	3:04.731	55.711	1:19.730	49.290	180.9	7:14.007		
3	3:09.901	57.292	1:22.193	50.416	174.2	10:28.795	3	3:05.169	56.572	1:20.242	48.355	178.5	10:19.176		
4	3:08.585	56.740	1:21.750	50.095	170.9	13:37.380	4	<b>3:03.101</b>	<b>54.817</b>	1:19.990	48.294	179.4	13:22.277		
5	3:09.492	57.329	1:21.870	50.293	170.9	16:46.872	5	3:03.937	55.500	<b>1:19.508</b>	48.929	181.8	16:26.214		
6	3:08.875	57.213	1:21.617	50.045	171.7	19:55.747	6	3:03.427	55.003	1:20.280	<b>48.144</b>	179.4	19:29.641		
7	3:11.923	56.916	1:24.019	50.988	170.9	23:07.670	7	30:24.492 B	55.055			179.7	33:50.987		
8	20:41.074	1:38.549	1:59.996	...	79.6	27:45.598	<b>165</b>	<b>Esmee KOSTERMAN</b>						NLD	
9	3:08.268	57.269	<b>1:21.191</b>	49.808	172.2	30:53.866		MV Motorsport						Ford Fiesta	
10	3:07.570	56.607	1:21.610	49.353	173.4	34:01.436	1	4:10.067	1:59.100	1:22.094	48.873		4:10.067		
11	<b>3:07.300</b>	56.562	1:21.576	<b>49.162</b>	173.6	37:08.736	2	3:07.258	56.327	1:22.216	48.715	181.5	7:17.325		
12	3:07.478	<b>56.142</b>	1:21.662	49.674	172.8	40:16.214	3	3:02.965	55.228	1:19.680	48.057	180.9	10:20.290		
<b>102</b>	<b>Tom VANDERHEYDEN</b>						BEL	4	3:02.708	55.096	1:19.519	48.093	182.1	13:22.998	
	Ford Peerlings						Ford Fiesta	5	3:02.765	54.953	1:19.888	<b>47.924</b>	181.5	16:25.763	
1	4:03.005	1:54.856	1:20.244	47.905		4:03.005	6	3:03.329	55.282	1:20.061	47.986	181.2	19:29.092		
2	3:02.827	54.445	1:20.684	47.698	183.4	7:05.832	7	3:30.551	<b>54.437</b>	1:27.270	1:08.844	181.8	22:59.643		
3	3:02.290	<b>54.135</b>	1:20.224	47.931	183.7	10:08.122	8	20:42.509	1:42.490	2:00.805	...	69.7	27:39.006		
4	3:02.790	54.434	1:20.519	47.837	180.9	13:10.912	9	3:03.377	54.910	1:19.952	48.515	179.7	30:42.383		
5	3:02.477	54.712	1:19.878	47.887	176.5	16:13.389	10	<b>3:02.401</b>	54.890	<b>1:19.202</b>	48.309	177.9	33:44.784		
6	3:02.286	54.429	<b>1:19.782</b>	48.075	178.8	19:15.675	11	3:02.519	54.906	1:19.420	48.193	179.4	36:47.303		
7	3:39.631	55.204	1:20.775	1:23.652	177.0	22:55.306	12	3:03.523	55.050	1:19.471	49.002	179.4	39:50.826		
8	20:38.052	1:41.645	2:01.100	...	80.5	27:30.212	<b>196</b>	<b>Kobe PAUWELS</b>						BEL	
9	3:01.698	54.280	1:19.873	47.545	178.2	30:31.910		Ford Peerlings						Ford Fiesta	
10	3:02.019	54.277	1:20.251	47.491	181.8	33:33.929	1	4:01.536	1:54.097	1:19.271	48.168		4:01.536		
11	<b>3:01.600</b>	54.292	1:19.937	<b>47.371</b>	180.9	36:35.529	2	3:02.704	55.273	1:19.800	<b>47.631</b>	178.2	7:04.240		
12	3:01.858	54.334	1:19.849	47.675	184.0	39:37.387	3	3:02.259	54.823	<b>1:18.643</b>	48.793	181.5	10:06.499		
<b>111</b>	<b>Tom FEYAERTS</b>						BEL	4	3:02.809	55.609	1:19.221	47.979	178.5	13:09.308	
	Garage Feyaerts						Ford Fiesta	5	3:02.211	55.090	1:18.897	48.224	178.2	16:11.519	
1	4:15.266	2:01.074	1:24.301	49.891		4:15.266	6	3:02.177	55.103	1:19.017	48.057	177.6	19:13.696		
2	3:10.381	56.597	1:24.055	49.729	177.9	7:25.647	7	3:40.566	55.064	1:20.579	1:24.923	179.1	22:54.262		
3	3:09.975	57.446	1:23.536	48.993	175.0	10:35.622	8	20:38.110	1:40.925	2:01.713	...	80.5	27:29.226		
4	3:10.887	58.299	1:23.612	48.976	172.0	13:46.509									
5	<b>3:08.326</b>	56.572	1:22.878	<b>48.876</b>	175.6	16:54.835									
6	3:09.095	<b>56.505</b>	<b>1:22.865</b>	49.725	176.2	20:03.930									





**Ford Fiesta Sprint Cup NL + BE / Mazda M**  
**SPA RACING FESTIVAL**  
**Race 2**

**Sector Analysis**

— Invalidated Lap    ■ Personal Best    ■ Session Best    B Crossing the pit lane

Lap	Time	Sector 1	Sector 2	Sector 3	T.Spd	Elapsed	Lap	Time	Sector 1	Sector 2	Sector 3	T.Spd	Elapsed
9	3:01.888	55.048	1:18.689	48.151	179.4	30:31.114							
10	3:02.063	54.929	1:18.997	48.137	184.3	33:33.177							
11	<b>3:01.758</b>	54.768	1:18.983	48.007	180.9	36:34.935							
12	3:02.155	<b>54.685</b>	1:19.014	48.456	181.5	39:37.090							