

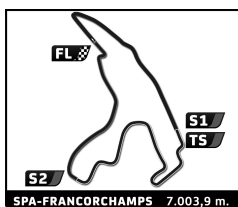
Ford Fiesta Sprint Cup NL + BE / Mazda N SPA RACING FESTIVAL Free Practice 2

Sector Analysis

— Invalidated Lap ■ Personal Best ■ Session Best B Crossing the pit lane

Lap	Time	Sector 1	Sector 2	Sector 3	T.Spd	Elapsed	Lap	Time	Sector 1	Sector 2	Sector 3	T.Spd	Elapsed	
1	Marcel DEKKER NLD Dekker Racing Mazda MX-5							8	3:08.691	54.802	1:24.805	49.084	179.1	30:53.517
1	3:25.492	1:04.270	1:30.433	50.789	174.5	3:25.492	1	3:29.477	1:07.840	1:31.495	50.142	175.6	3:29.477	
2	3:13.538	56.410	1:27.529	49.599	175.3	6:39.030	2	3:12.205	55.629	1:27.322	49.254	176.2	6:41.682	
3	3:11.206	55.214	1:26.617	49.375	177.0	9:50.236	3	3:10.770	54.948	1:26.152	49.670	178.2	9:52.452	
4	3:22.675 B	55.708	1:29.143	57.824	173.6	13:12.911	4	3:11.235	54.946	1:26.605	49.684	176.2	13:03.687	
5	5:43.821	2:21.908	1:36.719	1:45.194	177.6	18:56.732	5	4:05.038B	56.948	2:02.061	1:06.029	173.9	17:08.725	
6	3:22.947	1:05.327	1:27.109	50.511	171.2	22:19.679	6	6:05.732	3:46.767	1:27.954	51.011	174.2	23:14.457	
7	3:10.934	55.294	1:26.545	49.095	177.0	25:30.613	7	3:43.322 B	55.596	1:41.010	1:06.716	176.5	26:57.779	
8	3:10.599	54.808	1:26.323	49.468	178.2	28:41.212								
9	3:30.608B	55.377	1:28.251	1:06.980	175.0	32:11.820								
2	Wilfred HERDER NLD Team Mazda Kreijne Mazda MX-5							11	Laszlo VAN HOUWELINGEN NLD MV Motorsport Mazda MX-5					
1	3:53.915	1:27.802	1:33.487	52.626	173.4	3:53.915	1	3:29.477	1:07.840	1:31.495	50.142	175.6	3:29.477	
2	3:24.459	58.383	1:33.642	52.434	163.6	7:18.374	2	3:12.205	55.629	1:27.322	49.254	176.2	6:41.682	
3	3:20.150	56.927	1:30.712	52.511	179.1	10:38.524	3	3:10.770	54.948	1:26.152	49.670	178.2	9:52.452	
4	3:20.937	57.662	1:31.006	52.269	172.8	13:59.461	4	3:11.235	54.946	1:26.605	49.684	176.2	13:03.687	
5	3:34.340	57.818	1:31.126	1:05.396	149.8	17:33.801	5	4:05.038B	56.948	2:02.061	1:06.029	173.9	17:08.725	
6	4:05.490	1:41.230	1:32.934	51.326	98.3	21:39.291	6	6:05.732	3:46.767	1:27.954	51.011	174.2	23:14.457	
7	3:18.912	57.506	1:29.935	51.471	177.3	24:58.203	7	3:43.322 B	55.596	1:41.010	1:06.716	176.5	26:57.779	
8	3:16.818	56.728	1:29.178	50.912	178.8	28:15.021								
9	3:16.107	56.250	1:29.026	50.831	179.7	31:31.128								
3	Toine KREIJNE NLD Team Mazda Kreijne Mazda MX-5							16	Dominique KRAAN NLD Johan Kraan Motorsports Mazda MX-5					
1	3:53.066	1:28.523	1:32.092	52.451	163.1	3:53.066	1	4:49.017	2:30.686	1:27.946	50.385	169.5	4:49.017	
2	3:19.143	57.021	1:30.651	51.471	175.3	7:12.209	2	3:11.993	56.068	1:25.907	50.018	176.2	8:01.010	
3	3:20.014	56.046	1:33.464	50.504	177.6	10:32.223	3	3:19.462B	56.307	1:25.698	57.457	176.8	11:20.472	
4	3:14.114	55.994	1:27.982	50.138	178.5	13:46.337	4	10:06.990	7:48.699	1:28.152	50.139	83.5	21:27.462	
5	3:17.581	57.597	1:28.028	51.956	173.1	17:03.918	5	3:11.650	56.014	1:26.075	49.561	177.3	24:39.112	
6	4:10.687	1:42.209	1:38.136	50.342	77.3	21:14.605	6	3:10.080	55.490	1:25.291	49.299	177.3	27:49.192	
7	3:13.687	56.250	1:27.773	49.664	175.0	24:28.292	7	3:21.522B	55.302	1:27.328	58.892	177.6	31:10.714	
8	3:11.800	55.804	1:26.691	49.305	177.0	27:40.092								
9	3:14.138	55.993	1:27.821	50.324	175.0	30:54.230								
8	Mik KUIPER NLD Team Bratwurst Mazda MX-5							18	Lars VAN'T VEER NLD CFX Gaming Race Team Mazda MX-5					
1	4:35.660	2:10.655	1:32.322	52.683	172.5	4:35.660	1	4:12.467	1:43.376	1:35.568	53.523	169.5	4:12.467	
2	3:21.621	58.524	1:31.175	51.922	177.6	7:57.281	2	3:18.162	57.124	1:29.528	51.510	175.9	7:30.629	
3	3:19.635	1:01.307	1:27.322	51.006	180.3	11:16.916	3	3:17.336	57.699	1:28.704	50.933	175.3	10:47.965	
4	3:16.668	57.778	1:28.172	50.718	172.5	14:33.584	4	3:24.772 B	56.307	1:28.837	59.628	178.8	14:12.737	
5	4:08.838B	56.191	1:30.826	1:41.821	178.5	18:42.422	5	5:07.884	1:51.876	1:49.898	1:26.110	175.0	19:20.621	
6	4:48.803	2:29.174	1:28.713	50.916	174.5	23:31.225	6	3:16.474	57.488	1:28.107	50.879	176.8	22:37.095	
7	3:16.121	56.493	1:28.535	51.093	178.8	26:47.346	7	3:15.003	56.829	1:28.048	50.126	175.0	25:52.098	
8	3:14.740	56.484	1:27.526	50.730	178.2	30:02.086	8	3:15.313	56.237	1:28.309	50.767	174.5	29:07.411	
							9	3:14.162	56.468	1:27.491	50.203	174.5	32:21.573	
10	Niels LANGEVELD NLD Tachyon Motorsport-Kolenaar Mazda MX-5							21	Simon SIKHART SK RS-team Mazda MX-5					
1	6:25.430	4:00.523	1:32.878	52.029	158.4	6:25.430	1	3:28.032	1:05.209	1:31.233	51.590	167.2	3:28.032	
2	3:14.102	56.465	1:27.340	50.297	172.8	9:39.532	2	3:17.002	57.327	1:28.828	50.847	168.0	6:45.034	
3	3:11.084	55.932	1:25.831	49.321	171.7	12:50.616	3	3:14.195	56.213	1:27.676	50.306	182.7	9:59.229	
4	3:10.308	55.290	1:25.748	49.270	174.5	16:00.924	4	3:13.715	55.873	1:27.457	50.385	181.2	13:12.944	
5	4:03.689B	57.615	1:59.872	1:06.202	121.8	20:04.613	5	3:13.519	55.930	1:27.053	50.536	182.7	16:26.463	
6	4:31.014	2:14.525	1:26.721	49.768	177.0	24:35.627	6	4:27.184B	1:29.371	1:58.164	59.649	78.2	20:53.647	
7	3:09.199	54.838	1:25.206	49.155	177.0	27:44.826	7	4:11.799	1:52.717	1:28.609	50.473	179.4	25:05.446	
							8	3:12.972	55.373	1:27.306	50.293	180.6	28:18.418	
							9	3:13.013	55.700	1:26.837	50.476	179.7	31:31.431	
22	Sen ROODENBURG NLD Bas Koeten Racing Ford Fiesta							22	Sen ROODENBURG NLD Bas Koeten Racing Ford Fiesta					
1	5:06.173	2:41.835	1:32.084	52.254	159.3	5:06.173	1	5:06.173	2:41.835	1:32.084	52.254	159.3	5:06.173	
2	3:21.133	59.082	1:30.272	51.779	168.7	8:27.306	2	3:21.133	59.082	1:30.272	51.779	168.7	8:27.306	
3	3:19.763	58.864	1:29.273	51.626	169.0	11:47.069	3	3:19.763	58.864	1:29.273	51.626	169.0	11:47.069	
4	3:19.742	59.114	1:29.035	51.593	168.5	15:06.811	4	3:19.742	59.114	1:29.035	51.593	168.5	15:06.811	
5	4:22.613	58.604	1:54.201	1:29.808	174.5	19:29.424	5	4:22.613	58.604	1:54.201	1:29.808	174.5	19:29.424	
6	3:21.607	58.443	1:29.161	54.003	168.5	22:51.031	6	3:21.607	58.443	1:29.161	54.003	168.5	22:51.031	
7	3:21.190	1:01.285	1:28.606	51.299	170.1	26:12.221	7	3:21.190	1:01.285	1:28.606	51.299	170.1	26:12.221	
8	3:17.669	58.382	1:28.132	51.155	170.1	29:29.890	8	3:17.669	58.382	1:28.132	51.155	170.1	29:29.890	
9	3:17.872	57.203	1:29.299	51.370	175.9	32:47.762	9	3:17.872	57.203	1:29.299	51.370	175.9	32:47.762	



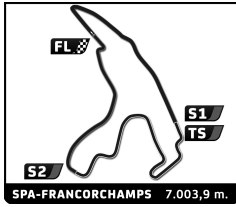


Ford Fiesta Sprint Cup NL + BE / Mazda M SPA RACING FESTIVAL Free Practice 2

Sector Analysis

— Invalidated Lap ■ Personal Best ■ Session Best B Crossing the pit lane

Lap	Time	Sector 1	Sector 2	Sector 3	T.Sp	Elapsed	Lap	Time	Sector 1	Sector 2	Sector 3	T.Sp	Elapsed	
23	Filip WOJTOWICZ BE							1	3:49.578	1:20.833	1:33.486	55.259	164.1	3:49.578
	Polyparts Rent Mazda MX-5							2	3:24.720	59.734	1:32.215	52.771	171.2	7:14.298
	1	3:39.464	1:17.726	1:30.568	51.170	177.6	3	3:23.498	58.265	1:32.285	52.948	172.8	10:37.796	
	2	<u>3:12.772</u>	55.991	1:27.251	49.530	177.0	4	3:28.958	1:01.419	1:34.085	53.454	133.0	14:06.754	
	3	<u>3:13.452</u>	55.608	1:27.842	50.002	177.9	5	3:56.190 B	58.168	1:31.946	1:26.076	173.4	18:02.944	
	4	3:12.046	55.616	1:27.062	49.368	178.8	6	5:30.139	3:01.800	1:35.056	53.283	131.9	23:33.083	
	5	3:11.934	55.693	1:26.717	49.524	179.1	7	3:21.597	57.723	1:31.302	52.572	173.6	26:54.680	
	6	4:26.548 B	1:30.835	1:56.080	59.633	81.4	8	3:23.409	57.756	1:32.301	53.352	172.8	30:18.089	
	7	4:05.000	1:48.138	1:27.749	49.113	177.9								
	8	3:10.961	55.407	1:26.415	49.139	179.4								
	9	3:11.494	55.651	1:26.422	49.421	178.8								
24	Senna VAN SOELEN NLD							1	3:31.540	1:10.037	1:30.294	51.209	178.8	3:31.540
	Bas Koeten Racing Ford Fiesta							2	3:23.242 B	57.096	1:27.019	59.127	177.3	6:54.782
	1	3:29.400	1:05.866	1:31.330	52.204	152.5	3	7:07.415	4:47.632	1:28.480	51.303	178.8	14:02.197	
	2	3:21.895	59.421	1:29.954	52.520	167.7	4	3:33.946 B	55.287	1:27.095	1:11.564	181.2	17:36.143	
	3	3:36.093 B	1:00.874	1:30.122	1:05.097	164.1	5	4:28.277	2:11.822	1:26.946	49.509	176.2	22:04.420	
33	Alex BACHOURA USA							6	3:10.197	55.183	1:25.805	49.209	178.5	25:14.617
	MV Motorsport Mazda MX-5							7	3:33.548 B	57.367	1:29.550	1:06.631	177.0	28:48.165
	1	3:30.607	1:06.893	1:32.017	51.697	155.8	8	4:09.477 B	1:30.499	1:32.910	1:06.068	144.2	32:57.642	
	2	3:13.247	56.529	1:27.351	49.367	180.3								
	3	3:13.939	56.395	1:27.384	50.160	180.3								
	4	3:14.167	56.426	1:27.357	50.384	179.1								
	5	3:14.233	56.008	1:27.643	50.582	180.0								
	6	4:22.491	1:32.278	1:56.134	54.079	82.5								
	7	3:40.661 B	57.855	1:39.363	1:03.443	175.9								
	8	3:25.315	1:07.780	1:27.403	50.132	181.5								
	9	3:13.454	55.986	1:27.154	50.314	180.6								
34	Stefan BAREWIJK NLD							1	3:47.239	1:05.345	1:43.024	58.870	145.9	3:47.239
	Technova College Racing Ford Fiesta							2	3:42.808	1:01.929	1:43.922	56.957	161.2	7:30.047
	1	4:00.802	1:29.632	1:37.904	53.266	148.6	3	3:42.151	1:03.014	1:40.539	58.598	174.2	11:12.198	
	2	3:30.001	1:00.266	1:33.023	56.712	171.2	4	3:38.471	1:02.687	1:39.907	55.877	136.2	14:50.669	
	3	3:31.366	1:02.918	1:35.737	52.711	165.1	5	4:26.449	1:01.200	1:51.137	1:34.112	162.7	19:17.118	
	4	<u>3:19.726</u>	57.992	1:30.196	51.538	176.5	6	3:34.505	1:02.216	1:36.342	55.947	169.0	22:51.623	
	5	<u>3:57.422</u>	58.560	1:30.046	1:28.816	172.2	7	3:32.028	1:00.842	1:37.189	53.997	165.6	26:23.651	
	6	3:45.980	1:22.543	1:30.806	52.631	156.3	8	3:27.397	59.224	1:34.680	53.493	177.0	29:51.048	
	7	3:18.920	58.218	1:29.204	51.498	172.5	9	3:26.729	59.354	1:33.483	53.892	176.2	33:17.777	
	8	3:18.531	57.947	1:29.026	51.558	172.0								
	9	3:37.578 B	58.238	1:31.976	1:07.364	172.2								
46	Alan CZYZ POL							1	3:49.350	1:17.710	1:35.848	55.792	147.3	3:49.350
	Nowicki Auto Serwis Ford Fiesta							2	3:27.023	1:00.477	1:34.189	52.357	161.9	7:16.373
	1	4:27.001	1:45.433	1:37.056	1:04.512	147.5	3	3:23.818	59.227	1:31.412	53.179	164.1	10:40.191	
	2	3:21.457	58.116	1:31.659	51.682	167.4	4	<u>3:21.950</u>	58.689	1:31.148	52.113	173.4	14:02.141	
	3	<u>3:21.827</u>	57.184	1:28.197	56.446	174.2	5	3:51.706 B	59.093	1:34.119	1:18.494	170.1	17:53.847	
	4	3:16.151	56.965	1:28.082	51.104	176.8	6	4:40.132	2:13.296	1:34.061	52.775	163.1	22:33.979	
	5	3:54.981	56.978	1:29.774	1:28.229	175.0	7	3:30.663	1:05.980	1:31.946	52.737	150.8	26:04.642	
	6	3:39.567	1:19.756	1:28.606	51.205	161.7	8	<u>3:23.116</u>	58.255	1:32.454	52.407	170.6	29:27.758	
	7	3:16.998	57.329	1:28.709	50.960	172.2	9	<u>3:20.887</u>	57.923	1:30.337	52.627	172.0	32:48.645	
	8	3:15.285	56.923	1:27.810	50.552	174.8								
	9	3:19.946	57.283	1:27.884	54.779	173.9								
49	Lisette GRINWIS NL							1	4:28.085	1:35.613	1:47.260	1:05.212	146.9	4:28.085
	Polyparts Rent Mazda MX-5							2	3:26.977	59.085	1:34.727	53.165	170.6	7:55.062
	1	4:27.001	1:45.433	1:37.056	1:04.512	147.5	3	3:27.863	58.794	1:30.157	58.912	170.3	11:22.925	
	2	3:21.457	58.116	1:31.659	51.682	167.4	4	<u>3:21.716</u>	58.378	1:30.865	52.473	169.0	14:44.641	
	3	<u>3:21.827</u>	57.184	1:28.197	56.446	174.2	5	4:34.823 B	58.237	1:37.937	1:58.649	169.5	19:19.464	
	4	3:16.151	56.965	1:28.082	51.104	176.8	6	4:25.590	1:42.432	1:48.650	54.508	161.7	23:45.054	
	5	3:54.981	56.978	1:29.774	1:28.229	175.0	7	3:21.317	58.816	1:29.950	52.551	166.2	27:06.371	
	6	3:39.567	1:19.756	1:28.606	51.205	161.7	8	3:21.251	59.043	1:29.408	52.800	166.9	30:27.622	
	7	3:16.998	57.329	1:28.709	50.960	172.2								
	8	3:15.285	56.923	1:27.810	50.552	174.8								
	9	3:19.946	57.283	1:27.884	54.779	173.9								
77	Aleksander OLEJNICZAK POL							1	3:49.350	1:17.710	1:35.848	55.792	147.3	3:49.350
	ALU MET Motorsport Ford Fiesta							2	3:27.023	1:00.477	1:34.189	52.357	161.9	7:16.373
	1	4:00.802	1:29.632	1:37.904	53.266	148.6	3	3:23.818	59.227	1:31.412	53.179	164.1	10:40.191	
	2	3:30.001	1:00.266	1:33.023	56.712	171.2	4	<u>3:21.950</u>	58.689	1:31.148	52.113	173.4	14:02.141	
	3	3:31.366	1:02.918	1:35.737	52.711	165.1	5	3:51.706 B	59.093	1:34.119	1:18.494	170.1	17:53.847	
	4	<u>3:19.726</u>	57.992	1:30.196	51.538	176.5	6	4:40.132	2:13.296	1:34.061	52.775	163.1	22:33.979	
	5	<u>3:57.422</u>	58.560	1:30.046	1:28.816	172.2	7	3:30.663	1:05.980	1:31.946	52.737	150.8	26:04.642	
	6	3:45.980	1:22.543	1:30.806	52.631	156.3	8	<u>3:23.116</u>	58.255	1:32.454	52.407	170.6	29:27.758	
	7	3:18.920	58.218	1:29.204	51.498	172.5	9	<u>3:20.887</u>	57.923	1:30.337	52.627	172.0	32:48.645	
	8	3:18.531	57.947	1:29.026	51.558	172.0								
	9	3:37.578 B	58.238	1:31.976	1:07.364	172.2								
78	Filip ZAGÓRSKI POL							1	4:28.085	1:35.613	1:47.260	1:05.212	146.9	4:28.085
	ALU MET Motorsport Ford Fiesta							2	3:26.977	59.085	1:34.727	53.165	170.6	7:55.062
	1	4:27.001	1:45.433	1:37.056	1:04.512	147.5	3	3:27.863	58.794	1:30.157	58.912	170.3	11:22.925	
	2	3:21.457	58.116	1:31.659	51.682	167.4	4	<u>3:21.716</u>	58.378	1:30.865	52.473	169.0	14:44.641	
	3	<u>3:21.827</u>	57.184	1:28.197	56.446	174.2	5	4:34.823 B	58.237	1:37.937	1:58.649	169.5	19:19.464	
	4	3:16.151	56.965	1:28.082	51.104	176.8	6	4:25.590	1:42.432	1:48.650	54.508	161.7	23:45.054	
	5	3:54.981	56.978	1:29.774	1:28.229	175.0	7	3:21.317	58.816	1:29.950	52.551	166.2	27:06.371	
	6	3:39.567	1:19.756	1:28.606	51.205	161.7	8	3:21.251	59.043	1:29.408	52.800	166.9	30:27.622	
	7	3:16.998	57.329	1:28.709	50.960	172.2								
	8	3:15.285	56.923	1:27.810	50.552	174.8								
	9	3:19.946	57.283	1:27.884	54.779	173.9								
80	Veeti RAJALA FIN							1	4:28.085	1:35.613	1:47.260	1:05.212	146.9	4:28.085
	EJ Automotive by Raceland 29 Ford Fiesta							2	3:26.977	59.085	1:34.727	53.165	170.6	7:55.062
	1	4:27.001	1:45.433	1:37.056	1:04.512	147.5	3	3:27.863	58.794	1:30.157	58.912	170.3	11:22.925	
	2	3:21.457	58.116	1:31.659	51.682	167.4	4	<u>3:21.716</u>	58.378	1:30.865	52.473	169.0	14:44.641	
	3	<u>3:21.827</u>	57.184	1:28.197	56.446	174.2	5	4:34.823 B</						



Ford Fiesta Sprint Cup NL + BE / Mazda M SPA RACING FESTIVAL Free Practice 2

Sector Analysis

— Invalidated Lap ■ Personal Best ■ Session Best ■ Crossing the pit lane

Lap	Time	Sector 1	Sector 2	Sector 3	T.Spd	Elapsed	Lap	Time	Sector 1	Sector 2	Sector 3	T.Spd	Elapsed
1	3:47.649	1:15.814	1:35.405	56.430	143.4	3:47.649	1	4:31.914	1:38.196	1:44.961	1:08.757	135.8	4:31.914
2	3:42.077	1:04.642	1:41.250	56.185	98.6	7:29.726	2	3:22.433	58.475	1:31.886	52.072	176.8	7:54.347
3	3:22.019	59.551	1:29.729	52.739	172.0	10:51.745	3	3:19.972	57.483	1:29.877	52.612	168.5	11:14.319
4	3:24.118	1:00.363	1:30.956	52.799	169.8	14:15.863	4	3:23.155	1:00.211	1:30.522	52.422	172.0	14:37.474
5	4:07.378 B	58.826	1:32.535	1:36.017	171.2	18:23.241	5	5:16.524 B	57.879	1:37.800	2:40.845	172.5	19:53.998
6	5:10.477	2:44.717	1:31.197	54.563	169.5	23:33.718	6	3:33.420	1:10.529	1:29.578	53.313	175.0	23:27.418
7	3:22.086	58.669	1:30.253	53.164	174.5	26:55.804	7	3:20.984	58.060	1:30.286	52.638	175.3	26:48.402
8	3:19.566	58.218	1:29.790	51.558	170.6	30:15.370	8	3:17.327	57.000	1:28.822	51.505	175.0	30:05.729

84	Gianni VAN DE CRAATS	NLD				
Bas Koeten Racing		Ford Fiesta				
1	4:14.497	1:27.416	1:42.982	1:04.099	139.9	4:14.497
2	3:24.342	59.601	1:31.987	52.754	167.2	7:38.839
3	3:37.656	59.839	1:32.598	1:05.219	167.2	11:16.495
4	3:37.628	1:01.010	1:42.497	54.121	133.3	14:54.123
5	4:20.449	59.291	1:46.415	1:34.743	170.3	19:14.572
6	3:24.946	1:00.388	1:31.048	53.510	164.9	22:39.518
7	3:23.603	59.810	1:30.346	53.447	166.2	26:03.121
8	3:21.489	59.103	1:30.201	52.185	166.7	29:24.610
9	3:20.357	58.598	1:29.510	52.249	168.0	32:44.967

111	Tom FEYAERTS	BEL				
Garage Feyaerts		Ford Fiesta				
1	4:30.095	1:36.372	1:51.157	1:02.566	111.3	4:30.095
2	3:41.925	1:05.709	1:39.301	56.915	154.9	8:12.020
3	3:34.329	1:02.306	1:36.485	55.538	164.4	11:46.349
4	3:35.307	1:03.146	1:36.264	55.897	165.6	15:21.656
5	4:18.943	1:02.243	1:55.472	1:21.228	165.4	19:40.599
6	3:36.438	1:02.025	1:37.879	56.534	149.6	23:17.037
7	3:37.158	1:01.420	1:39.825	55.913	168.5	26:54.195
8	3:36.399	1:03.616	1:35.691	57.092	167.4	30:30.594

96	Jordy VAN DER EIJK	NL				
Johan Kraan Motorsports		Mazda MX-5				
1	4:21.429	1:41.970	1:42.127	57.332	159.5	4:21.429
2	3:23.340	58.836	1:32.264	52.240	175.6	7:44.769
3	3:18.264	56.500	1:29.912	51.852	174.8	11:03.033
4	3:16.301	56.532	1:28.769	51.000	173.6	14:19.334
5	3:57.717 B	55.960	1:28.145	1:33.612	177.3	18:17.051
6	6:25.484	4:05.275	1:29.417	50.792	177.3	24:42.535
7	3:14.198	56.153	1:28.007	50.038	175.3	27:56.733
8	3:13.543	55.698	1:27.360	50.485	175.3	31:10.276

128	Ellis SPIEZIA	USA				
NitroRacing		Ford Fiesta				
1	3:59.886	1:31.564	1:35.065	53.257	139.5	3:59.886
2	3:20.987	59.077	1:30.372	51.538	170.1	7:20.873
3	3:18.255	58.130	1:28.804	51.321	170.1	10:39.128
4	3:19.164	57.530	1:29.818	51.816	173.9	13:58.292
5	3:41.426 B	58.378	1:29.156	1:13.892	169.0	17:39.718
6	5:16.881	2:55.241	1:29.883	51.757	163.6	22:56.599
7	3:19.281	58.443	1:29.089	51.749	169.5	26:15.880
8	3:18.142	58.415	1:28.314	51.413	168.0	29:34.022
9	3:18.669	58.409	1:28.687	51.573	161.7	32:52.691

97	Tomas DE BACKER	BEL				
Ford Peerlings		Ford Fiesta				
1	4:25.950	1:34.141	1:46.571	1:05.238	149.6	4:25.950
2	3:23.801	58.957	1:32.909	51.935	174.2	7:49.751
3	3:18.658	57.954	1:28.317	52.387	172.5	11:08.409
4	3:31.695 B	57.985	1:29.954	1:03.756	171.2	14:40.104
5	5:04.806	1:50.329	2:04.324	1:10.153	164.4	19:44.910
6	3:16.722	57.396	1:28.101	51.225	171.4	23:01.632
7	3:16.777	57.482	1:28.263	51.032	173.1	26:18.409
8	3:16.494	57.727	1:27.484	51.283	172.5	29:34.903
9	3:16.580	57.262	1:27.890	51.428	174.2	32:51.483

130	Geoffrey VANSRINGEL	BEL				
Vanspringel Motorsport		Ford Fiesta				
1	3:48.233	1:16.636	1:35.739	55.858	154.9	3:48.233
2	3:32.013	1:02.553	1:36.627	52.833	162.9	7:20.246
3	3:30.967	1:01.922	1:35.821	53.224	168.0	10:51.213
4	3:25.907	1:00.919	1:32.753	52.235	161.0	14:17.120
5	4:08.644 B	58.714	1:32.062	1:37.868	173.1	18:25.764
6	4:53.359	2:27.733	1:33.001	52.625	163.1	23:19.123
7	3:23.947	59.609	1:31.219	53.119	172.0	26:43.070
8	3:37.591	59.787	1:45.669	52.135	165.9	30:20.661

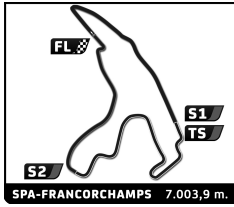
98	Philippe HUART	BEL				
Ford Peerlings		Ford Fiesta				
1	4:27.488	1:44.394	1:37.881	1:05.213	117.3	4:27.488
2	3:25.346	1:00.130	1:32.625	52.591	170.9	7:52.834
3	3:22.625	58.720	1:30.827	53.078	178.2	11:15.459
4	3:23.578	59.605	1:31.682	52.291	152.8	14:39.037
5	5:12.028 B	58.019	1:37.037	2:36.972	178.2	19:51.065
6	3:35.684	1:12.425	1:29.981	53.278	176.8	23:26.749
7	3:35.510 B	57.798	1:30.672	1:07.040	176.5	27:02.259
8	4:47.813	2:23.804	1:31.605	52.404	177.0	31:50.072

165	Esmee KOSTERMAN	NLD				
MV Motorsport		Ford Fiesta				
1	3:40.672	1:11.066	1:34.354	55.252	169.8	3:40.672
2	3:24.155	59.138	1:31.679	53.338	170.9	7:04.827
3	3:22.765	58.698	1:30.853	53.214	170.3	10:27.592
4	3:24.536	58.981	1:32.232	53.323	168.5	13:52.128
5	3:35.571	58.482	1:30.283	1:06.806	171.4	17:27.699
6	4:15.817	1:45.370	1:37.177	53.270	107.1	21:43.516
7	3:23.427	58.970	1:31.771	52.686	169.8	25:06.943
8	3:19.886	58.001	1:29.763	52.122	173.4	28:26.829
9	3:21.189	58.664	1:29.877	52.648	169.5	31:48.018

102	Tom VANDERHEYDEN	BEL
Ford Peerlings		Ford Fiesta

196	Kobe PAUWELS	BEL
Ford Peerlings		Ford Fiesta





Ford Fiesta Sprint Cup NL + BE / Mazda M
SPA RACING FESTIVAL
Free Practice 2

Sector Analysis

— Invalidated Lap ■ Personal Best ■ Session Best **B** Crossing the pit lane

Lap	Time	Sector 1	Sector 2	Sector 3	T.Spd	Elapsed	Lap	Time	Sector 1	Sector 2	Sector 3	T.Spd	Elapsed
1	4:31.383	1:42.793	1:37.478	1:11.112	123.7	4:31.383							
2	3:21.618	57.853	1:31.682	52.083	175.9	7:53.001							
3	3:19.057	57.369	1:29.149	52.539	174.8	11:12.058							
4	3:17.291	57.059	1:29.081	51.151	177.9	14:29.349							
5	4:10.145 B	57.383	1:32.871	1:39.891	175.6	18:39.494							
6	5:22.259	2:59.467	1:31.552	51.240	135.5	24:01.753							
7	3:17.541	57.645	1:28.777	51.119	173.1	27:19.294							
8	3:15.815	57.573	1:27.540	50.702	173.1	30:35.109							