

# Caterham 270R & 310R Championship

**Amended**

## SPA RACING FESTIVAL

### Race 1 (30 Minutes)

### Provisional Classification

No	Driver	Nat	Team	Car	Cl.	Laps	Total Time	Gap	Kph	Best Lap		
										Lap	Time	Kph
1	9 Harry COOK			Caterham Seven 310R	310R	9	30:16.568	-	124.7	7	2:54.326	144.6
2	88 Pete WALTERS			Caterham Seven 310R	310R	9	30:16.974	+0.406	124.7	7	2:55.269	143.9
3	17 Harry GEORGE			Caterham Seven 310R	310R	9	30:17.280	+0.712	124.6	7	2:53.809	145.1
4	34 Blair MCCONACHIE			Caterham Seven 310R	310R	9	30:17.518	+0.950	124.6	7	2:55.546	143.6
5	35 Jack SALES			Caterham Seven 310R	310R	9	30:18.257	+1.689	124.6	7	2:55.406	143.7
6	70 Lars HOFFMANN			Caterham Seven 310R	310R	9	30:19.599	+3.031	124.5	7	2:57.015	142.4
7	71 Alan COOPER			Caterham Seven 310R	310R	9	30:19.637	+3.069	124.5	7	2:54.920	144.1
8	59 Tom COCKERILL			Caterham Seven 310R	310R	9	30:21.013	+4.445	124.4	7	2:58.579	141.2
9	55 Harry EYRE			Caterham Seven 310R	310R	9	30:21.718	+5.150	124.3	7	2:56.004	143.3
10	43 Allan CURTIS			Caterham Seven 310R	310R	9	30:22.455	+5.887	124.3	8	3:00.036	140.1
11	16 Steven METCALFE			Caterham Seven 310R	310R	9	30:22.765	+6.197	124.3	9	2:59.936	140.1
12	14 Fraser JONES			Caterham Seven 310R	310R	9	30:23.360	+6.792	124.2	8	3:00.267	139.9
13	21 Harry LANDY			Caterham Seven 310R	310R	9	30:29.596	+13.028	123.8	7	2:57.078	142.4
14	73 Dan CLAYPHAN			Caterham Seven 310R	310R	9	30:31.076	+14.508	123.7	8	3:01.485	138.9
15	77 Kevin COOPER			Caterham Seven 310R	310R	9	30:32.419	+15.851	123.6	9	3:01.366	139.0
16	25 Dominique MANNSPERGER			Caterham Seven 270R	270R	9	30:33.218	+16.650	123.5	7	2:59.520	140.5
17	122 Hugo BUSH			Caterham Seven 270R	270R	9	30:34.051	+17.483	123.5	7	3:00.074	140.0
18	22 Gary CURTIS			Caterham Seven 310R	310R	9	30:35.214	+18.646	123.4	9	3:01.635	138.8
19	42 Ben BUCKLEY			Caterham Seven 270R	270R	9	30:36.222	+19.654	123.3	7	3:00.645	139.6
20	99 Michael KERLEY			Caterham Seven 310R	310R	9	30:36.928	+20.360	123.3	9	3:01.210	139.1
21	11 Carl JONES			Caterham Seven 310R	310R	9	30:39.109	+22.541	123.2	8	2:57.554	142.0
22	75 Paul HEARNDEN			Caterham Seven 310R	310R	9	30:41.199	+24.631	123.0	7	3:02.545	138.1
23	199 Toby BOYES			Caterham Seven 270R	270R	9	30:41.665	+25.097	123.0	7	3:00.911	139.4
24	96 Peter MOTT			Caterham Seven 270R	270R	9	30:46.318	+29.750	122.7	8	3:01.774	138.7
25	110 Gareth LUCAS			Caterham Seven 270R	270R	9	30:47.102	+30.534	122.6	9	3:02.877	137.9
26	117 Alex VINCENT			Caterham Seven 270R	270R	9	30:47.788	+31.220	122.6	9	3:01.706	138.8
27	64 Giuseppe FELET			Caterham Seven 270R	270R	9	30:48.665	+32.097	122.5	9	3:02.771	138.0
28	38 Geoff PRICE			Caterham Seven 310R	310R	9	30:49.007	+32.439	122.5	8	3:03.100	137.7
29	114 Anthony TAYLOR			Caterham Seven 270R	270R	9	30:49.126	+32.558	122.5	9	3:02.212	138.4
30	138 Ryan LOVETT			Caterham Seven 270R	270R	9	30:53.244	+36.676	122.2	9	3:01.967	138.6
31	98 James HALL			Caterham Seven 270R	270R	9	30:53.878	+37.310	122.2	9	3:02.193	138.4
32	171 Giles PERRY			Caterham Seven 270R	270R	9	30:54.397	+37.829	122.1	8	3:03.540	137.4
33	2 Andy LUND			Caterham Seven 270R	270R	9	30:58.124	+41.556	121.9	9	3:03.512	137.4
34	49 Steve LANCASTER			Caterham Seven 270R	270R	9	30:59.188	+42.620	121.8	9	3:03.297	137.6
35	65 Duncan COOKE			Caterham Seven 310R	310R	9	31:08.796	+52.228	121.2	8	3:10.192	132.6
36	12 Ron MOUNSEY			Caterham Seven 270R	270R	9	31:15.217	+58.649	120.8	7	3:05.544	135.9
<b>Not classified</b>												
30	Roger GAUNT			Caterham Seven 310R	310R	8	27:33.007			7	3:03.396	137.5
116	Philip BIANCHI			Caterham Seven 270R	270R	7	24:31.837			7	2:59.710	140.3
10	Chris FRASER			Caterham Seven 310R	310R	6	21:19.785			2	3:01.942	138.6
4	David BALDWIN			Caterham Seven 310R	310R	2	6:09.833			2	3:02.773	138.0
68	Chris WELCH			Caterham Seven 310R	310R	2	6:17.251			2	3:06.508	135.2
8	Daryl CRESSWELL			Caterham Seven 310R	310R	2	6:17.933			2	3:06.297	135.3
53	Tim STEEL			Caterham Seven 310R	310R	2	6:18.886			2	3:05.778	135.7
177	Dave CURREY			Caterham Seven 270R	270R	2	7:49.101			2	4:02.163	104.1
<b>Disqualified</b>												
111	Taylor O'FLANAGAN			Caterham Seven 270R	270R	8	27:32.094			8	3:00.609	139.6
50	Wes PAYNE			Caterham Seven 310R	310R	6	21:21.048			2	3:03.285	137.6
44	Nick TIMPSON			Caterham Seven 270R	270R	4	14:14.944			2	3:05.863	135.7

Pole Position:	Jack SALES	3:10.634	132.3 Kph
Fastest Lap:	Lap7 Harry GEORGE	2:53.809	145.1 Kph

CARS 111, 50 & 44 DISQUALIFIED DUE TO RACE CONTROL DECISION

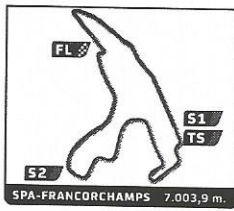
Published at: .....

Track Status: **WET**

Race Director Andy HOLLEY	16/10/2022 <i>Andy Holley</i>	Timekeeper: Xavier LOZANO <i>X. Lozano</i>
------------------------------	----------------------------------	--







**Caterham 270R & 310R Championship**  
**SPA RACING FESTIVAL**  
**Race 1 (30 Minutes)**

**Amended**



**Provisional Classification by Class**

No	Driver	Nat	Team	Car	Laps	Total Time	Gap	Kph	Best Lap		
									Lap	Time	Kph
1	25			Caterham Seven 270R	9	30:33.218		123.5	7	2:59.520	140.5
2	122			Caterham Seven 270R	9	30:34.051	+0.833	123.5	7	3:00.074	140.0
3	42			Caterham Seven 270R	9	30:36.222	+3.004	123.3	7	3:00.645	139.6
4	199			Caterham Seven 270R	9	30:41.665	+8.447	123.0	7	3:00.911	139.4
5	96			Caterham Seven 270R	9	30:46.318	+13.100	122.7	8	3:01.774	138.7
6	110			Caterham Seven 270R	9	30:47.102	+13.884	122.6	9	3:02.877	137.9
7	117			Caterham Seven 270R	9	30:47.788	+14.570	122.6	9	3:01.706	138.8
8	64			Caterham Seven 270R	9	30:48.665	+15.447	122.5	9	3:02.771	138.0
9	114			Caterham Seven 270R	9	30:49.126	+15.908	122.5	9	3:02.212	138.4
10	138			Caterham Seven 270R	9	30:53.244	+20.026	122.2	9	3:01.967	138.6
11	98			Caterham Seven 270R	9	30:53.878	+20.660	122.2	9	3:02.193	138.4
12	171			Caterham Seven 270R	9	30:54.397	+21.179	122.1	8	3:03.540	137.4
13	2			Caterham Seven 270R	9	30:58.124	+24.906	121.9	9	3:03.512	137.4
14	49			Caterham Seven 270R	9	30:59.188	+25.970	121.8	9	3:03.297	137.6
15	12			Caterham Seven 270R	9	31:15.217	+41.999	120.8	7	3:05.544	135.9
<b>Not classified</b>											
116	Philip BIANCHI			Caterham Seven 270R	7	24:31.837	2 Laps		7	2:59.710	140.3
177	Dave CURREY			Caterham Seven 270R	2	7:49.101	7 Laps		2	4:02.163	104.1
<b>Disqualified</b>											
111	Taylor O'FLANAGAN			Caterham Seven 270R	8	27:32.094	1 Lap		8	3:00.609	139.6
44	Nick TIMPSON			Caterham Seven 270R	4	14:14.944	5 Laps		2	3:05.863	135.7
<b>310R</b>											
1	9			Caterham Seven 310R	9	30:16.568		124.7	7	2:54.326	144.6
2	88			Caterham Seven 310R	9	30:16.974	+0.406	124.7	7	2:55.269	143.9
3	17			Caterham Seven 310R	9	30:17.280	+0.712	124.6	7	2:53.809	145.1
4	34			Caterham Seven 310R	9	30:17.518	+0.950	124.6	7	2:55.546	143.6
5	35			Caterham Seven 310R	9	30:18.257	+1.689	124.6	7	2:55.406	143.7
6	70			Caterham Seven 310R	9	30:19.599	+3.031	124.5	7	2:57.015	142.4
7	71			Caterham Seven 310R	9	30:19.637	+3.069	124.5	7	2:54.920	144.1
8	59			Caterham Seven 310R	9	30:21.013	+4.445	124.4	7	2:58.579	141.2
9	55			Caterham Seven 310R	9	30:21.718	+5.150	124.3	7	2:56.004	143.3
10	43			Caterham Seven 310R	9	30:22.455	+5.887	124.3	8	3:00.036	140.1
11	16			Caterham Seven 310R	9	30:22.765	+6.197	124.3	9	2:59.936	140.1
12	14			Caterham Seven 310R	9	30:23.360	+6.792	124.2	8	3:00.267	139.9
13	21			Caterham Seven 310R	9	30:29.596	+13.028	123.8	7	2:57.078	142.4
14	73			Caterham Seven 310R	9	30:31.076	+14.508	123.7	8	3:01.485	138.9
15	77			Caterham Seven 310R	9	30:32.419	+15.851	123.6	9	3:01.366	139.0
16	22			Caterham Seven 310R	9	30:35.214	+18.646	123.4	9	3:01.635	138.8
17	99			Caterham Seven 310R	9	30:36.928	+20.360	123.3	9	3:01.210	139.1
18	11			Caterham Seven 310R	9	30:39.109	+22.541	123.2	8	2:57.554	142.0
19	75			Caterham Seven 310R	9	30:41.199	+24.631	123.0	7	3:02.545	138.1
20	38			Caterham Seven 310R	9	30:49.007	+32.439	122.5	8	3:03.100	137.7
21	65			Caterham Seven 310R	9	31:08.796	+52.228	121.2	8	3:10.192	132.6
<b>Not classified</b>											
30	Roger GAUNT			Caterham Seven 310R	8	27:33.007	1 Lap		7	3:03.396	137.5
10	Chris FRASER			Caterham Seven 310R	6	21:19.785	3 Laps		2	3:01.942	138.6
4	David BALDWIN			Caterham Seven 310R	2	6:09.833	7 Laps		2	3:02.773	138.0
68	Chris WELCH			Caterham Seven 310R	2	6:17.251	7 Laps		2	3:06.508	135.2
8	Daryl CRESSWELL			Caterham Seven 310R	2	6:17.933	7 Laps		2	3:06.297	135.3
53	Tim STEEL			Caterham Seven 310R	2	6:18.886	7 Laps		2	3:05.778	135.7
<b>Disqualified</b>											
50	Wes PAYNE			Caterham Seven 310R	6	21:21.048	3 Laps		2	3:03.285	137.6

**CARS 111, 50 & 44 DISQUALIFIED DUE TO RACE CONTROL DECISION**

Published at: .....

Track Status: **WET**

Race Director Andy HOLLEY 	Timekeeper: Xavier LOZANO 
---	---

