

Supercar Challenge - SS1-SS2-SP-BMW M

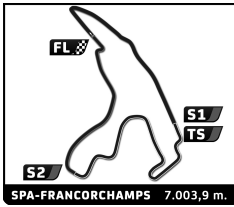
SPA RACING FESTIVAL

Race 2

Sector Analysis

— Invalidated Lap ■ Personal Best ■ Session Best B Crossing the pit lane

Lap	D	Time	Sector 1	Sector 2	Sector 3	Kph	Elapsed	Lap	D	Time	Sector 1	Sector 2	Sector 3	Kph	Elapsed				
14		Ferry Monster Autosport 1.Max VEELS						BMW M2 CS M2 NL		27		JJ Motorsport - BMW Bilia Emond 1.Fred CAPRASSE						BMW M2 CS M2 BE	
1	1	3:55.244	2:01.437	1:13.382	40.425	105.3	3:55.244	1	1	3:52.845	1:59.875	1:12.218	40.752	106.4	3:52.845				
2	1	2:36.716	44.303	1:12.038	40.375	160.9	6:31.960	2	1	2:36.815	44.130	1:12.369	40.316	160.8	6:29.660				
3	1	2:37.910	44.189	1:13.098	40.623	159.7	9:09.870	3	1	2:37.536	44.114	1:12.777	40.645	160.1	9:07.196				
4	1	2:38.790	44.138	1:14.043	40.609	158.8	11:48.660	4	1	2:38.038	44.121	1:13.582	40.335	159.5	11:45.234				
5	1	2:39.084	43.754	1:14.217	41.113	158.5	14:27.744	5	1	2:37.767	44.050	1:12.931	40.786	159.8	14:23.001				
6	1	2:40.236	44.291	1:15.068	40.877	157.4	17:07.980	6	1	2:39.155	44.537	1:13.396	41.222	158.4	17:02.156				
7	1	2:38.372	44.057	1:13.663	40.652	159.2	19:46.352	7	1	2:38.117	44.170	1:13.353	40.594	159.5	19:40.273				
8	1	2:46.276B	44.067	1:14.912	47.297	151.6	22:32.628	8	1	2:39.089	44.400	1:13.642	41.047	158.5	22:19.362				
9	1	4:27.595	2:33.398	1:13.437	40.760	94.2	27:00.223	9	1	2:46.374B	44.378	1:14.231	47.765	151.6	25:05.736				
10	1	2:39.041	44.240	1:13.116	41.685	158.5	29:39.264	10	1	4:28.486	2:33.530	1:13.725	41.231	93.9	29:34.222				
11	1	2:39.677	44.168	1:13.487	42.022	157.9	32:18.941	11	1	2:40.060	44.639	1:14.067	41.354	157.5	32:14.282				
12	1	2:38.990	44.223	1:13.564	41.203	158.6	34:57.931	12	1	2:39.865	44.523	1:14.178	41.164	157.7	34:54.147				
13	1	2:38.874	44.001	1:13.630	41.243	158.7	37:36.805	13	1	2:39.536	44.662	1:13.776	41.098	158.0	37:33.683				
14	1	2:38.488	44.013	1:13.588	40.887	159.1	40:15.293	14	1	2:39.760	44.621	1:14.154	40.985	157.8	40:13.443				
15	1	2:40.685	44.692	1:14.374	41.619	156.9	42:55.978	15	1	2:42.062	44.492	1:16.303	41.267	155.6	42:55.505				
15		Bas Koeten Racing 1.Dirk WARMERDAM 2.Dante RAPPANGE						BMW M2 CS M2 NL		34		JJ Motorsport 1.Giovanni SCAMARDI						BMW M2 CS M2 BE	
1	1	3:55.778	2:01.785	1:13.276	40.717	105.1	3:55.778	1	1	3:59.302	2:03.710	1:15.163	40.429	103.5	3:59.302				
2	1	2:38.331	44.701	1:12.981	40.649	159.2	6:34.109	2	1	2:38.689	43.995	1:13.536	41.158	158.9	6:37.991				
3	1	2:38.132	44.576	1:12.855	40.701	159.5	9:12.241	3	1	2:38.552	44.190	1:13.668	40.694	159.0	9:16.543				
4	1	2:39.501	44.721	1:13.790	40.990	158.1	11:51.742	4	1	2:39.064	43.784	1:13.700	41.580	158.5	11:55.607				
5	1	2:39.436	44.429	1:13.029	41.978	158.1	14:31.178	5	1	2:38.580	43.786	1:13.897	40.897	159.0	14:34.187				
6	1	2:39.406	44.392	1:13.927	41.087	158.2	17:10.584	6	1	2:39.731	44.084	1:13.429	42.218	157.9	17:13.918				
7	1	2:39.621	44.249	1:13.566	41.806	158.0	19:50.205	7	1	2:40.473	44.378	1:15.011	41.084	157.1	19:54.391				
8	1	2:44.982B	44.560	1:13.439	46.983	152.8	22:35.187	8	1	2:38.175	44.107	1:13.316	40.752	159.4	22:32.566				
9	2	4:31.172	2:34.108	1:15.678	41.386	93.0	27:06.359	9	1	2:39.960	44.436	1:14.439	41.085	157.6	25:12.526				
10	2	2:41.651	44.803	1:15.731	41.117	156.0	29:48.010	10	1	2:46.347B	44.563	1:14.517	47.267	151.6	27:58.873				
11	2	2:40.941	44.642	1:14.633	41.666	156.7	32:28.951	11	1	4:29.594	2:32.863	1:15.020	41.711	93.5	32:28.467				
12	2	2:41.187	44.390	1:15.567	41.230	156.4	35:10.138	12	1	2:40.853	44.700	1:15.140	41.013	156.8	35:09.320				
13	2	2:41.268	44.586	1:14.855	41.827	156.3	37:51.406	13	1	2:40.364	44.628	1:14.409	41.327	157.2	37:49.684				
14	2	2:40.782	44.680	1:14.882	41.220	156.8	40:32.188	14	1	2:40.846	44.709	1:14.976	41.161	156.8	40:30.530				
15	2	2:42.075	44.603	1:16.041	41.431	155.6	43:14.263	15	1	2:40.825	44.537	1:14.987	41.301	156.8	43:11.355				
16	2	2:41.636	44.901	1:15.320	41.415	156.0	45:55.899	16	1	2:40.567	44.340	1:14.623	41.604	157.0	45:51.922				
17	2	5:11.071	1:36.487	2:06.960	1:27.624	81.1	51:06.970	17	1	5:11.213	1:32.803	2:10.151	1:28.259	81.0	51:03.135				
24		Equipe Verschuur 1.Albert JOCHEMS 2.Charles ZWOLSMAN						BMW M2 CS M2 NL		35		De Vreede-De Leeuw 1.Patrick DE VREEDE 2.Rogier DE LEEUW						BMW M2 CS M2 NL	
1	1	4:02.931	2:03.366	1:17.208	42.357	102.0	4:02.931	1	1	4:01.949	2:02.476	1:17.270	42.203	102.4	4:01.949				
2	1	2:46.203	45.717	1:17.561	42.925	151.7	6:49.134	2	1	2:45.608	46.138	1:17.484	41.986	152.3	6:47.557				
3	1	2:44.229	46.814	1:15.653	41.762	153.5	9:33.363	3	1	2:45.386	46.310	1:16.898	42.178	152.5	9:32.943				
4	1	2:44.307	46.054	1:16.147	42.106	153.5	12:17.670	4	1	2:46.359	46.397	1:17.244	42.718	151.6	12:19.302				
5	1	2:45.106	46.397	1:16.803	41.906	152.7	15:02.776	5	1	2:45.952	46.175	1:16.311	43.466	151.9	15:05.254				
6	1	2:45.623	46.487	1:16.012	43.124	152.2	17:48.399	6	1	2:44.744	45.920	1:15.723	43.101	153.1	17:49.998				
7	1	2:52.978B	46.599	1:16.714	49.665	145.8	20:41.377	7	1	2:53.275B	46.498	1:17.018	49.759	145.5	20:43.273				
8	2	4:31.974	2:35.390	1:15.289	41.295	92.7	25:13.351	8	2	4:31.056	2:35.697	1:14.219	41.140	93.0	25:14.329				
9	2	2:40.011	44.555	1:14.045	41.411	157.6	27:53.362	9	2	2:39.515	44.827	1:13.703	40.985	158.1	27:53.844				
10	2	2:40.743	44.499	1:15.231	41.013	156.9	30:34.105	10	2	2:40.721	44.751	1:15.027	40.943	156.9	30:34.565				
11	2	4:10.993B	44.558	1:25.099	2:01.336	100.5	34:45.098												



Supercar Challenge - SS1-SS2-SP-BMW M

SPA RACING FESTIVAL

Race 2

Sector Analysis

— Invalidated Lap ■ Personal Best ■ Session Best B Crossing the pit lane

Lap	D	Time	Sector 1	Sector 2	Sector 3	Kph	Elapsed	Lap	D	Time	Sector 1	Sector 2	Sector 3	Kph	Elapsed
11	2	2:40.784	44.605	1:15.004	41.175	156.8	33:15.349	4	1	2:41.788	45.053	1:15.434	41.301	155.8	12:09.518
12	2	2:41.328	44.830	1:14.742	41.756	156.3	35:56.677	5	1	2:42.988	44.660	1:15.215	43.113	154.7	14:52.506
13	2	2:41.731	45.194	1:14.890	41.647	155.9	38:38.408	6	1	2:42.113	45.589	1:15.387	41.137	155.5	17:34.619
14	2	2:40.300	44.951	1:14.075	41.274	157.3	41:18.708	7	1	2:40.846	44.793	1:14.608	41.445	156.8	20:15.465
15	2	2:40.699	44.751	1:14.320	41.628	156.9	43:59.407	8	1	2:44.333	45.034	1:17.135	42.164	153.4	22:59.798
16	2	3:30.492	44.951	1:18.803	1:26.738	119.8	47:29.899	9	1	2:49.387 B	45.565	1:16.741	47.081	148.9	25:49.185
17	2	5:17.165	1:41.193	2:07.939	1:28.033	79.5	52:47.064	10	1	4:33.408	2:36.597	1:15.270	41.541	92.2	30:22.593

43 **Niemann Autosport** BMW M2 CS
1.Gerrit VOS M2 NL

1	1	4:08.050	2:06.514	1:18.253	43.283	99.9	4:08.050
2	1	2:46.689	47.148	1:16.597	42.944	151.3	6:54.739
3	1	2:49.023	47.547	1:18.287	43.189	149.2	9:43.762
4	1	2:49.218	47.052	1:18.136	44.030	149.0	12:32.980
5	1	2:50.938	48.092	1:19.182	43.664	147.5	15:23.918
6	1	2:48.627	47.096	1:17.942	43.589	149.5	18:12.545
7	1	2:48.162	46.763	1:18.188	43.211	149.9	21:00.707
8	1	2:58.989 B	46.588	1:17.864	54.537	140.9	23:59.696
9	1	4:35.405	2:32.814	1:17.915	44.676	91.6	28:35.101
10	1	2:48.728	47.525	1:18.010	43.193	149.4	31:23.829
11	1	2:50.177	47.154	1:18.046	44.977	148.2	34:14.006
12	1	2:50.490	47.799	1:19.088	43.603	147.9	37:04.496
13	1	2:50.529	47.173	1:18.042	45.314	147.9	39:55.025
14	1	3:02.343 B	48.180	1:19.425	54.738	138.3	42:57.368
15	1	3:03.436	58.655	1:21.236	43.545	137.5	46:00.804
16	1	5:13.289	1:36.247	2:07.322	1:29.720	80.5	51:14.093

54 **Bas Koeten Racing** BMW M2 CS
1.Maxime OOSTEN M2 NL

1	1	3:50.774	1:58.516	1:12.054	40.204	107.4	3:50.774
2	1	2:35.684	43.959	1:11.576	40.149	162.0	6:26.458
3	1	2:37.750	45.481	1:11.900	40.369	159.8	9:04.208
4	1	2:37.116	44.418	1:12.481	40.217	160.5	11:41.324
5	1	2:38.876	44.426	1:12.655	41.795	158.7	14:20.200
6	1	2:37.633	43.922	1:13.094	40.617	160.0	16:57.833
7	1	2:37.305	44.022	1:12.988	40.295	160.3	19:35.138
8	1	2:38.046	44.142	1:12.886	41.018	159.5	22:13.184
9	1	2:44.006 B	44.226	1:13.146	46.634	153.7	24:57.190
10	1	4:28.525	2:33.359	1:14.166	41.000	93.9	29:25.715
11	1	2:39.489	44.939	1:13.873	40.677	158.1	32:05.204
12	1	2:38.948	44.881	1:13.037	41.030	158.6	34:44.152
13	1	2:39.362	44.404	1:13.516	41.442	158.2	37:23.514
14	1	2:40.247	44.265	1:14.417	41.565	157.3	40:03.761
15	1	2:39.841	44.253	1:14.556	41.032	157.7	42:43.602
16	1	2:38.839	44.634	1:13.356	40.849	158.7	45:22.441
17	1	4:30.065	53.354	2:09.730	1:26.981	93.4	49:52.506
18	1	5:20.295	1:43.662	2:09.997	1:26.636	78.7	55:12.801

55 **AR Performance** BMW M2 CS
1.Gary TERCLAVERS M2 BE

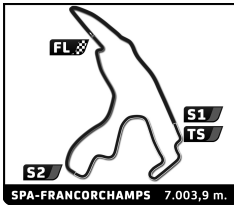
1	1	4:02.311	2:02.743	1:17.482	42.086	102.2	4:02.311
2	1	2:42.748	45.900	1:14.862	41.986	154.9	6:45.059
3	1	2:42.671	45.176	1:14.606	42.889	155.0	9:27.730

66 **Xwift Racing Events** BMW M2 CS
1.Willem MEIJER M2 NL
2.Lorenzo VAN RIET

1	1	3:57.888	2:03.390	1:14.419	40.079	104.1	3:57.888
2	1	2:37.259	43.775	1:12.548	40.936	160.3	6:35.147
3	1	2:37.379	43.837	1:12.858	40.684	160.2	9:12.526
4	1	2:40.257	44.269	1:14.369	41.619	157.3	11:52.783
5	1	2:38.625	43.811	1:13.154	41.660	159.0	14:31.408
6	1	2:37.431	44.117	1:13.075	40.239	160.2	17:08.839
7	1	2:37.991	44.630	1:12.676	40.685	159.6	19:46.830
8	1	2:46.683 B	43.840	1:14.836	48.007	151.3	22:33.513
9	2	4:25.959	2:32.057	1:13.342	40.560	94.8	26:59.472
10	2	2:38.030	44.211	1:13.149	40.670	159.6	29:37.502
11	2	2:39.166	44.091	1:14.301	40.774	158.4	32:16.668
12	2	2:39.470	44.705	1:13.925	40.840	158.1	34:56.138
13	2	2:39.154	44.063	1:13.932	41.159	158.4	37:35.292
14	2	2:38.704	43.929	1:13.694	41.081	158.9	40:13.996
15	2	2:40.913	43.992	1:15.930	40.991	156.7	42:54.909
16	2	2:39.253	44.359	1:14.001	40.893	158.3	45:34.162
17	2	4:48.485	1:09.860	2:11.624	1:27.001	87.4	50:22.647
18	2	5:22.667	1:43.245	2:11.428	1:27.994	78.1	55:45.314

69 **BMW Belux** BMW M2 CS
1.Sam DEJONGHE M2 BE

1	1	3:52.291	1:59.189	1:12.428	40.674	106.7	3:52.291
2	1	2:37.595	44.320	1:12.337	40.938	160.0	6:29.886
3	1	2:37.764	44.194	1:12.903	40.667	159.8	9:07.650
4	1	2:38.316	44.112	1:13.650	40.554	159.3	11:45.966
5	1	2:38.517	43.950	1:14.071	40.496	159.1	14:24.483
6	1	2:39.822	44.537	1:13.989	41.296	157.8	17:04.305
7	1	2:38.008	44.191	1:13.126	40.691	159.6	19:42.313
8	1	2:40.182	44.623	1:13.811	41.748	157.4	22:22.495
9	1	2:39.022	44.241	1:13.470	41.311	158.6	25:01.517
10	1	2:47.832 B	44.941	1:14.659	48.232	150.2	27:49.349
11	1	4:26.966	2:32.210	1:13.967	40.789	94.4	32:16.315
12	1	2:39.375	44.532	1:13.807	41.036	158.2	34:55.690
13	1	2:38.815	44.225	1:13.490	41.100	158.8	37:34.505
14	1	2:40.316	44.906	1:14.211	41.199	157.3	40:14.821
15	1	2:39.140	44.194	1:14.016	40.930	158.4	42:53.961
16	1	2:39.580	44.657	1:13.798	41.125	158.0	45:33.541
17	1	4:48.708	1:09.864	2:11.922	1:26.922	87.3	50:22.249



Supercar Challenge - SS1-SS2-SP-BMW M

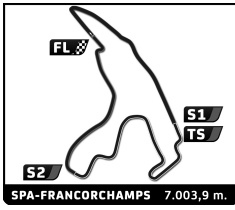
SPA RACING FESTIVAL

Race 2

Sector Analysis

— Invalidated Lap ■ Personal Best ■ Session Best B Crossing the pit lane

Lap	D	Time	Sector 1	Sector 2	Sector 3	Kph	Elapsed	Lap	D	Time	Sector 1	Sector 2	Sector 3	Kph	Elapsed
72 Blueberry Racing BMW M2 CS 1. Dick D. VAN ELK M2 NL															
1	1	4:07.658	2:05.932	1:18.392	43.334	100.0	4:07.658	11	1	2:40.649	44.690	1:14.684	41.275	157.0	32:22.136
2	1	2:48.497	48.113	1:17.372	43.012	149.6	6:56.155	12	1	2:42.128	45.835	1:14.814	41.479	155.5	35:04.264
3	1	2:48.672	46.828	1:18.313	43.531	149.5	9:44.827	13	1	2:40.087	44.587	1:14.164	41.336	157.5	37:44.351
4	1	2:48.664	47.625	1:17.433	43.606	149.5	12:33.491	14	1	2:40.491	44.665	1:14.566	41.260	157.1	40:24.842
5	1	2:49.035	47.204	1:18.039	43.792	149.2	15:22.526	15	1	2:39.884	44.480	1:14.130	41.274	157.7	43:04.726
6	1	2:46.861	46.878	1:17.108	42.875	151.1	18:09.387	16	1	2:40.927	44.514	1:14.721	41.692	156.7	45:45.653
7	1	2:49.179	47.109	1:17.750	44.320	149.0	20:58.566	17	1	5:08.766	1:32.685	2:09.176	1:26.905	81.7	50:54.419
8	1	2:46.756	46.768	1:16.864	43.124	151.2	23:45.322								
9	1	2:47.579	47.266	1:17.393	42.920	150.5	26:32.901								
10	1	2:48.263	46.248	1:17.853	44.162	149.8	29:21.164								
11	1	3:17.065B	46.980	1:31.508	58.577	127.9	32:38.229								
12	1	4:39.116	2:36.379	1:18.736	44.001	90.3	37:17.345								
13	1	2:49.646	46.933	1:17.843	44.870	148.6	40:06.991								
14	1	2:49.686	47.176	1:17.526	44.984	148.6	42:56.677								
15	1	2:50.109	46.166	1:19.800	44.143	148.2	45:46.786								
16	1	5:09.964	1:32.689	2:10.008	1:27.267	81.3	50:56.750								
73 Blueberry Racing BMW M2 CS 1. Berry VAN ELK M2 NL															
1	1	3:56.205	2:01.131	1:13.932	41.142	104.9	3:56.205	11	1	3:53.208	1:59.901	1:12.672	40.635	106.2	3:53.208
2	1	2:38.550	44.282	1:13.349	40.919	159.0	6:34.755	12	1	2:37.001	44.279	1:12.224	40.498	160.6	6:30.209
3	1	2:38.259	44.330	1:13.255	40.674	159.3	9:13.014	13	1	2:37.792	44.309	1:12.790	40.693	159.8	9:08.001
4	1	2:40.347	44.195	1:14.863	41.289	157.2	11:53.361	14	1	2:40.307	44.022	1:15.353	40.932	157.3	11:48.308
5	1	2:39.417	43.990	1:13.419	42.008	158.2	14:32.778	15	1	2:39.061	44.018	1:14.014	41.029	158.5	14:27.369
6	1	2:41.733	44.335	1:13.859	43.539	155.9	17:14.511	16	1	2:40.384	44.369	1:14.883	41.132	157.2	17:07.753
7	1	2:40.615	43.789	1:15.398	41.428	157.0	19:55.126	17	1	2:38.374	44.135	1:13.352	40.887	159.2	19:46.127
8	1	2:38.906	44.028	1:13.501	41.377	158.7	22:34.032	18	1	2:40.508	44.080	1:14.708	41.720	157.1	22:26.635
9	1	2:48.212B	45.645	1:13.811	48.756	149.9	25:22.244	19	1	2:46.647B	44.123	1:15.066	47.458	151.3	25:13.282
10	1	4:28.502	2:34.166	1:13.359	40.977	93.9	29:50.746	20	2	5:33.144	3:23.490	1:21.356	48.298	75.7	30:46.426
11	1	2:39.017	44.209	1:13.917	40.891	158.6	32:29.763	21	2	3:02.847	48.726	1:25.283	48.838	137.9	33:49.273
12	1	2:41.012	43.906	1:15.543	41.563	156.6	35:10.775	22	2	2:55.593	48.743	1:20.959	45.891	143.6	36:44.866
13	1	2:41.141	44.222	1:14.891	42.028	156.5	37:51.916	23	2	2:58.001	47.829	1:22.393	47.779	141.7	39:42.867
14	1	2:40.576	44.207	1:15.115	41.254	157.0	40:32.492	24	2	2:59.653	47.707	1:24.145	47.801	140.3	42:42.520
15	1	2:42.017	44.300	1:16.478	41.239	155.6	43:14.509								
16	1	2:39.748	44.520	1:14.352	40.876	157.8	45:54.257								
17	1	5:11.576	1:34.665	2:09.052	1:27.859	80.9	51:05.833								
97 Belgium Racing BMW M2 CS 1. Joeri JANSSENS M2 BE 2. Steven BRAMS															
1	1	3:56.955	2:02.564	1:13.499	40.892	104.6	3:56.955	11	1	2:40.835	44.885	1:14.586	41.364	156.8	9:19.423
2	1	2:41.633	44.649	1:14.954	42.030	156.0	6:38.588	12	1	2:40.678	45.064	1:14.304	41.310	156.9	12:00.101
3	1	2:40.835	44.885	1:14.586	41.364	156.8	9:19.423	13	1	2:41.448	45.246	1:14.829	41.373	156.2	14:41.549
4	1	2:40.678	45.064	1:14.304	41.310	156.9	12:00.101	14	1	2:43.268	45.593	1:16.293	41.382	154.4	17:24.817
5	1	2:41.448	45.246	1:14.829	41.373	156.2	14:41.549	15	1	2:42.530	45.375	1:15.290	41.865	155.1	20:07.347
6	1	2:43.268	45.593	1:16.293	41.382	154.4	17:24.817	16	1	2:49.096B	45.580	1:14.909	48.607	149.1	22:56.443
7	1	2:42.530	45.375	1:15.290	41.865	155.1	20:07.347	17	2	4:35.585	2:38.168	1:15.817	41.600	91.5	27:32.028
8	1	2:49.096B	45.580	1:14.909	48.607	149.1	22:56.443	18	2	2:42.361	45.303	1:14.723	42.335	155.3	30:14.389
9	2	4:35.585	2:38.168	1:15.817	41.600	91.5	27:32.028	19	2	2:41.101	44.842	1:15.071	41.188	156.5	32:55.490
10	2	2:42.361	45.303	1:14.723	42.335	155.3	30:14.389	20	2	2:40.177	44.669	1:14.273	41.235	157.4	35:35.667
11	2	2:41.101	44.842	1:15.071	41.188	156.5	32:55.490	21	2	2:42.899	44.908	1:15.599	42.392	154.8	38:18.566
12	2	2:40.177	44.669	1:14.273	41.235	157.4	35:35.667	22	2	2:43.264	45.871	1:14.917	42.476	154.4	41:01.830
13	2	2:42.899	44.908	1:15.599	42.392	154.8	38:18.566	23	2	2:42.704	45.553	1:15.133	42.018	155.0	43:44.534
14	2	2:43.264	45.871	1:14.917	42.476	154.4	41:01.830	24	2	3:07.444	45.294	1:16.077	1:06.073	134.5	46:51.978
15	2	2:42.704	45.553	1:15.133	42.018	155.0	43:44.534	17	2	5:21.763	1:42.421	2:11.413	1:27.929	78.4	52:13.741
16	2	3:07.444	45.294	1:16.077	1:06.073	134.5	46:51.978								
17	2	5:21.763	1:42.421	2:11.413	1:27.929	78.4	52:13.741								
108 JR Motorsport BMW M6 GT3 1. Ted VAN VLIET GT 2. Bas SCHOUTEN															
1	1	2:37.084	45.577	1:11.680	39.827	157.7	2:37.084	11	1	2:37.084	45.577	1:11.680	39.827	157.7	2:37.084
2	1	2:35.585	42.994	1:11.828	40.763	162.1	5:12.669	12	1	2:35.585	42.994	1:11.828	40.763	162.1	5:12.669
3	1	2:35.894	43.254	1:11.827	40.813	161.7	7:48.563	13	1	2:34.265	43.257	1:11.287	39.721	163.4	10:22.828
4	1	2:34.265	43.257	1:11.287	39.721	163.4	10:22.828	14	1	2:34.526	43.089	1:11.320	40.117	163.2	12:57.354
5	1	2:34.526	43.089	1:11.320	40.117	163.2	12:57.354	15	1	2:34.419	43.155	1:10.902	40.362	163.3	15:31.773
6	1	2:34.419	43.155	1:10.902	40.362	163.3	15:31.773								



Supercar Challenge - SS1-SS2-SP-BMW M

SPA RACING FESTIVAL

Race 2

Sector Analysis

— Invalidated Lap ■ Personal Best ■ Session Best **B** Crossing the pit lane

Lap	D	Time	Sector 1	Sector 2	Sector 3	Kph	Elapsed
7	1	2:38.785	44.332	1:13.176	41.277	158.8	18:10.558
8	1	2:47.569 B	43.957	1:12.754	50.858	150.5	20:58.127
9	2	4:03.745	2:16.260	1:10.004	37.481	103.4	25:01.872
10	2	2:29.937	42.625	1:09.128	38.184	168.2	27:31.809
11	2	2:24.378	41.132	1:06.425	36.821	174.6	29:56.187
12	2	2:26.897	40.954	1:07.633	38.310	171.6	32:23.084
13	2	2:29.904	43.543	1:08.358	38.003	168.2	34:52.988
14	2	2:23.841	40.794	1:05.817	37.230	175.3	37:16.829
15	2	2:24.060	40.400	1:06.670	36.990	175.0	39:40.889
16	2	2:24.009	40.672	1:06.370	36.967	175.1	42:04.898
17	2	2:24.132	40.519	1:06.069	37.544	174.9	44:29.030
18	2	3:26.972	40.998	1:18.108	1:27.866	121.8	47:56.002
19	2	5:21.170	1:42.764	2:10.940	1:27.466	78.5	53:17.172

111 **Zilhouette Racing** Zilhouette GTR
1.Max TUBBEN GT

1	1	2:34.677	47.267	1:08.913	38.497	160.2	2:34.677
2	1	2:28.489	42.983	1:07.335	38.171	169.8	5:03.166
3	1	2:28.381	42.904	1:07.180	38.297	169.9	7:31.547
4	1	2:28.131	42.833	1:07.277	38.021	170.2	9:59.678
5	1	2:28.744	42.725	1:07.646	38.373	169.5	12:28.422
6	1	2:30.440	42.389	1:09.155	38.896	167.6	14:58.862
7	1	2:29.782	43.063	1:08.328	38.391	168.3	17:28.644
8	1	2:31.097	42.557	1:09.801	38.739	166.9	19:59.741
9	1	2:30.312	42.739	1:08.708	38.865	167.7	22:30.053
10	1	2:38.293 B	43.474	1:09.884	44.935	159.3	25:08.346
11	1	3:48.209	2:00.605	1:08.737	38.867	110.5	28:56.555
12	1	2:31.119	43.534	1:08.656	38.929	166.8	31:27.674
13	1	2:30.481	42.967	1:08.577	38.937	167.6	33:58.155
14	1	2:30.923	42.600	1:08.717	39.606	167.1	36:29.078
15	1	2:30.473	42.987	1:08.831	38.655	167.6	38:59.551
16	1	2:31.173	42.968	1:09.476	38.729	166.8	41:30.724
17	1	2:30.984	42.922	1:09.594	38.468	167.0	44:01.708
18	1	3:22.550	42.750	1:15.630	1:24.170	124.5	47:24.258
19	1	5:13.943	1:41.062	2:07.738	1:25.143	80.3	52:38.201

119 **Speedlover** Porsche 911 GT3 Cup
1.Jean-Pierre VERHOEVEN GT
2.Jaxon VERHOEVEN

1	1	2:45.772	53.092	1:12.567	40.113	149.5	2:45.772
2	1	2:34.018	43.671	1:11.171	39.176	163.7	5:19.790
3	1	2:33.685	43.614	1:10.943	39.128	164.1	7:53.475
4	1	2:32.728	43.446	1:10.208	39.074	165.1	10:26.203
5	1	2:32.692	42.773	1:10.856	39.063	165.1	12:58.895
6	1	2:33.261	42.689	1:10.418	40.154	164.5	15:32.156
7	1	2:34.152	43.610	1:11.000	39.542	163.6	18:06.308
8	1	2:34.307	42.698	1:11.294	40.315	163.4	20:40.615
9	1	2:31.871	42.801	1:09.936	39.134	166.0	23:12.486
10	1	2:35.594	43.186	1:11.525	40.883	162.1	25:48.080
11	1	2:39.695 B	43.958	1:09.764	45.973	157.9	28:27.775
12	2	3:56.341	2:04.703	1:10.945	40.693	106.7	32:24.116
13	2	2:34.902	44.390	1:11.537	38.975	162.8	34:59.018
14	2	2:35.784	42.884	1:12.267	40.633	161.9	37:34.802
15	2	2:32.807	43.172	1:10.402	39.233	165.0	40:07.609
16	2	2:34.416	43.368	1:10.549	40.499	163.3	42:42.025
17	2	2:32.638	42.836	1:10.666	39.136	165.2	45:14.663

18	2	4:13.198	43.086	2:00.367	1:29.745	99.6	49:27.861
19	2	5:31.440	1:47.421	2:17.119	1:26.900	76.1	54:59.301

121 **DOMEC Racing** Radical RXC
1.Steve BROOKS GT

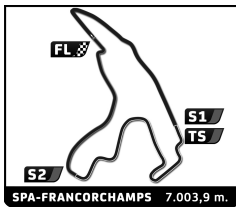
1	1	2:58.527	58.228	1:17.813	42.486	138.8	2:58.527
2	1	2:40.729	44.824	1:14.561	41.344	156.9	5:39.256
3	1	2:37.757	44.475	1:12.731	40.551	159.8	8:17.013
4	1	2:48.199	43.525	1:12.513	52.161	149.9	11:05.212
5	1	2:37.219	44.382	1:12.344	40.493	160.4	13:42.431
6	1	2:36.737	43.638	1:12.712	40.387	160.9	16:19.168
7	1	2:36.905	44.023	1:12.428	40.454	160.7	18:56.073
8	1	3:00.670	43.574	1:37.085	40.011	139.6	21:56.743
9	1	2:44.535 B	45.133	1:12.658	46.744	153.2	24:41.278
10	1	3:53.407	1:57.754	1:14.450	41.203	108.0	28:34.685
11	1	2:37.534	43.876	1:13.239	40.419	160.1	31:12.219
12	1	2:38.115	44.013	1:12.920	41.182	159.5	33:50.334
13	1	2:38.823	43.758	1:13.780	41.285	158.8	36:29.157
14	1	2:38.573	43.811	1:13.211	41.551	159.0	39:07.730
15	1	2:37.593	43.932	1:13.484	40.177	160.0	41:45.323
16	1	2:36.593	43.295	1:13.029	40.269	161.0	44:21.916
17	1	3:33.309	44.495	1:21.317	1:27.497	118.2	47:55.225
18	1	5:20.834	1:42.906	2:10.322	1:27.606	78.6	53:16.059

123 **Koopman Racing** BMW M6 GT3
1.Mex JANSEN GT

1	1	2:27.516	43.220	1:07.419	36.877	167.9	2:27.516
2	1	2:22.749	40.838	1:05.376	36.535	176.6	4:50.265
3	1	2:22.941	40.601	1:05.229	37.111	176.4	7:13.206
4	1	2:23.078	40.476	1:06.060	36.542	176.2	9:36.284
5	1	2:26.168	42.548	1:06.849	36.771	172.5	12:02.452
6	1	2:27.527	42.843	1:06.856	37.828	170.9	14:29.979
7	1	2:29.150	41.604	1:09.655	37.891	169.1	16:59.129
8	1	2:24.998	40.324	1:07.229	37.445	173.9	19:24.127
9	1	2:22.410	40.045	1:05.692	36.673	177.1	21:46.537
10	1	2:23.847	40.180	1:07.094	36.573	175.3	24:10.384
11	1	2:28.465 B	40.090	1:05.634	42.741	169.8	26:38.849
12	1	4:23.057	2:39.553	1:06.724	36.780	95.9	31:01.906
13	1	2:24.431	40.337	1:06.667	37.427	174.6	33:26.337
14	1	2:24.646	40.106	1:07.522	37.018	174.3	35:50.983
15	1	2:25.882	40.286	1:08.155	37.441	172.8	38:16.865
16	1	2:24.870	40.016	1:07.918	36.936	174.0	40:41.735
17	1	2:59.962 B	40.188	1:09.838	1:09.936	140.1	43:41.697
18	1	4:00.292	1:14.406	1:20.144	1:25.742	104.9	47:41.989
19	1	5:14.543	1:41.393	2:08.151	1:24.999	80.2	52:56.532

188 **Race Art** Bentley Continental GT3
1.Roger GROUWELS GT

1	1	2:29.685	43.836	1:08.419	37.430	165.5	2:29.685
2	1	2:26.040	41.162	1:07.500	37.378	172.7	4:55.725
3	1	2:25.736	40.928	1:07.476	37.332	173.0	7:21.461
4	1	2:26.212	40.913	1:07.476	37.823	172.4	9:47.673
5	1	2:29.961	41.988	1:09.289	38.684	168.1	12:17.634



Supercar Challenge - SS1-SS2-SP-BMW M

SPA RACING FESTIVAL

Race 2

Sector Analysis

— Invalidated Lap ■ Personal Best ■ Session Best B Crossing the pit lane

Lap	D	Time	Sector 1	Sector 2	Sector 3	Kph	Elapsed	Lap	D	Time	Sector 1	Sector 2	Sector 3	Kph	Elapsed
6	1	2:30.766	40.689	1:10.592	39.485	167.2	14:48.400	17	1	2:23.985	40.103	1:06.879	37.003	175.1	43:05.151
7	1	2:28.856	40.812	1:10.188	37.856	169.4	17:17.256	18	1	2:32.544	40.533	1:13.597	38.414	165.3	45:37.695
8	1	2:31.764	43.307	1:09.465	38.992	166.1	19:49.020	19	1	4:46.712	1:12.985	2:07.892	1:25.835	87.9	50:24.407
9	1	2:30.651	41.240	1:10.595	38.816	167.4	22:19.671								
10	1	2:29.407	41.132	1:10.088	38.187	168.8	24:49.078								
11	1	2:34.722 B	40.653	1:09.339	44.730	163.0	27:23.800								
12	1	4:13.341	2:26.876	1:08.547	37.918	99.5	31:37.141								
13	1	2:27.736	40.497	1:08.308	38.931	170.7	34:04.877								
14	1	2:28.311	41.109	1:08.949	38.253	170.0	36:33.188								
15	1	2:26.954	40.821	1:08.655	37.478	171.6	39:00.142								
16	1	2:29.210	41.606	1:09.441	38.163	169.0	41:29.352								
17	1	2:29.110	40.837	1:10.113	38.160	169.1	43:58.462								
18	1	2:59.213	41.693	1:11.032	1:06.488	140.7	46:57.675								
19	1	5:21.933	1:43.835	2:10.196	1:27.902	78.3	52:19.608								

190 Koopman Racing 1.Hein KOOPMAN BMW Z4 GT3 GT							
1	1	2:37.572	49.318	1:08.834	39.420	157.2	2:37.572
2	1	2:35.993	43.042	1:11.532	41.419	161.6	5:13.565
3	1	2:34.061	42.958	1:11.617	39.486	163.7	7:47.626
4	1	2:28.945	42.146	1:08.159	38.640	169.3	10:16.571
5	1	2:29.545	42.788	1:08.101	38.656	168.6	12:46.116
6	1	2:32.621	42.133	1:11.703	38.785	165.2	15:18.737
7	1	2:31.093	42.324	1:08.769	40.000	166.9	17:49.830
8	1	2:31.206	43.419	1:09.139	38.648	166.8	20:21.036
9	1	2:41.710 B	42.497	1:11.224	47.989	155.9	23:02.746
10	1	3:45.069	1:57.911	1:08.705	38.453	112.0	26:47.815
11	1	2:31.478	42.796	1:09.085	39.597	166.5	29:19.293
12	1	2:31.285	42.487	1:09.856	38.942	166.7	31:50.578
13	1	2:32.143	42.140	1:10.589	39.414	165.7	34:22.721
14	1	2:32.492	43.401	1:10.007	39.084	165.3	36:55.213
15	1	2:31.708	43.635	1:09.486	38.587	166.2	39:26.921
16	1	2:30.083	42.578	1:08.607	38.898	168.0	41:57.004
17	1	2:31.762	42.325	1:09.391	40.046	166.1	44:28.766
18	1	3:28.753	42.222	1:18.390	1:28.141	120.8	47:57.519
19	1	5:21.447	1:42.974	2:10.725	1:27.748	78.4	53:18.966

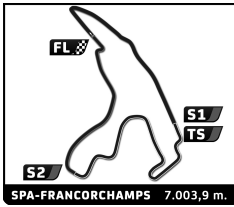
193 Koopman Racing 1.Bart ARENSEN BMW M6 GT3 GT							
1	1	2:26.579	42.847	1:06.925	36.807	169.0	2:26.579
2	1	2:22.460	40.625	1:05.513	36.322	177.0	4:49.039
3	1	2:22.160	40.413	1:05.425	36.322	177.4	7:11.199
4	1	2:23.430	40.343	1:06.763	36.324	175.8	9:34.629
5	1	2:25.682	41.555	1:07.015	37.112	173.1	12:00.311
6	1	2:27.612	41.074	1:07.841	38.697	170.8	14:27.923
7	1	2:27.036	41.808	1:08.149	37.079	171.5	16:54.959
8	1	2:25.935	40.753	1:07.484	37.698	172.8	19:20.894
9	1	2:23.877	40.493	1:06.440	36.944	175.2	21:44.771
10	1	2:29.804 B	40.112	1:06.620	43.072	168.3	24:14.575
11	1	4:24.847	2:40.303	1:06.606	37.938	95.2	28:39.422
12	1	2:24.055	40.924	1:06.400	36.731	175.0	31:03.477
13	1	2:23.627	40.209	1:06.546	36.872	175.6	33:27.104
14	1	2:24.264	40.023	1:07.057	37.184	174.8	35:51.368
15	1	2:24.884	40.495	1:07.000	37.389	174.0	38:16.252
16	1	2:24.914	40.029	1:07.970	36.915	174.0	40:41.166

201 Febo Racing Team 1.Dennis DE BORST Hyundai i30N TCR 2.Stan VAN OORD SS1							
1	1	2:45.215	51.359	1:13.306	40.550	150.0	2:45.215
2	1	2:38.660	45.932	1:11.813	40.915	158.9	5:23.875
3	1	2:36.443	45.245	1:11.239	39.959	161.2	8:00.318
4	1	2:37.188	45.422	1:11.389	40.377	160.4	10:37.506
5	1	2:36.123	45.207	1:10.756	40.160	161.5	13:13.629
6	1	2:37.740	44.868	1:12.264	40.608	159.8	15:51.369
7	1	2:37.638	45.035	1:10.787	41.816	159.9	18:29.007
8	1	2:37.348	45.697	1:11.024	40.627	160.2	21:06.355
9	1	2:38.969	45.403	1:12.599	40.967	158.6	23:45.324
10	1	2:41.218	45.789	1:13.121	42.308	156.4	26:26.542
11	1	2:38.401	45.289	1:11.789	41.323	159.2	29:04.943
12	1	2:46.710 B	45.914	1:13.431	47.365	151.2	31:51.653
13	2	4:38.151	2:43.979	1:12.485	41.687	90.6	36:29.804
14	2	2:37.116	45.145	1:11.480	40.491	160.5	39:06.920
15	2	2:35.774	44.647	1:10.831	40.296	161.9	41:42.694
16	2	2:37.916	45.079	1:11.558	41.279	159.7	44:20.610
17	2	3:36.163	46.365	1:21.740	1:28.058	116.6	47:56.773
18	2	5:21.593	1:42.935	2:10.528	1:28.130	78.4	53:18.366

233 MWR Racing 1.Remco DE BEUS BMW E46 M3 SS1							
1	1	3:20.391	52.012	1:16.393	1:11.986	123.6	3:20.391
2	1	2:46.746	49.374	1:14.516	42.856	151.2	6:07.137
3	1	2:43.626	47.048	1:14.543	42.035	154.1	8:50.763
4	1	2:42.463	46.576	1:14.167	41.720	155.2	11:33.226
5	1	2:44.489	46.652	1:15.939	41.898	153.3	14:17.715
6	1	2:42.877	45.785	1:15.266	41.826	154.8	17:00.592
7	1	2:41.494	46.079	1:13.810	41.605	156.1	19:42.086
8	1	2:42.717	46.363	1:14.644	41.710	155.0	22:24.803
9	1	2:43.159	45.556	1:15.993	41.610	154.5	25:07.962
10	1	2:40.793	45.623	1:13.472	41.698	156.8	27:48.755
11	1	2:49.276 B	46.781	1:13.897	48.598	149.0	30:38.031
12	1	4:09.837	2:14.733	1:13.350	41.754	100.9	34:47.868
13	1	2:41.022	45.778	1:13.328	41.916	156.6	37:28.890
14	1	2:39.884	46.010	1:12.886	40.988	157.7	40:08.774
15	1	2:44.148	45.736	1:16.116	42.296	153.6	42:52.922
16	1	3:10.334	45.860	1:41.802	42.672	132.5	46:03.256
17	1	5:15.297	1:39.284	2:06.666	1:29.347	80.0	51:18.553

244 Certainty Racing 1.Tim SCHULTE Audi RS3 TCR LMS 2.Paul MEIJER SS1							
1	1	2:42.888	50.787	1:11.758	40.343	152.1	2:42.888
2	1	2:36.130	44.578	1:11.215	40.337	161.5	5:19.018
3	1	2:37.051	44.916	1:11.796	40.339	160.5	7:56.069
4	1	2:35.272	44.092	1:10.847	40.333	162.4	10:31.341
5	1	2:35.436	44.091	1:10.895	40.450	162.2	13:06.777
6	1	2:35.851	44.260	1:11.206	40.385	161.8	15:42.628





Supercar Challenge - SS1-SS2-SP-BMW M

SPA RACING FESTIVAL

Race 2

Sector Analysis

— Invalidated Lap ■ Personal Best ■ Session Best B Crossing the pit lane

Lap	D	Time	Sector 1	Sector 2	Sector 3	Kph	Elapsed	Lap	D	Time	Sector 1	Sector 2	Sector 3	Kph	Elapsed
7	1	2:37.132	44.318	1:12.325	40.489	160.5	18:19.760								
8	1	2:36.586	44.695	1:11.389	40.502	161.0	20:56.346								
9	1	2:38.667	44.659	1:12.123	41.885	158.9	23:35.013								
10	1	2:36.356	44.645	1:11.519	40.192	161.3	26:11.369								
11	1	3:22.798B	44.225	1:19.736	1:18.837	124.3	29:34.167								
12	2	4:29.661	2:27.715	1:17.891	44.055	93.5	34:03.828								
13	2	2:52.647B	46.475	1:15.414	50.758	146.0	36:56.475								
14	2	4:42.015	2:44.081	1:16.647	41.287	89.4	41:38.490								
15	2	2:41.715	46.108	1:14.111	41.496	155.9	44:20.205								
16	2	3:38.048	46.554	1:24.281	1:27.213	115.6	47:58.253								
17	2	5:22.250	1:43.715	2:10.740	1:27.795	78.2	53:20.503								

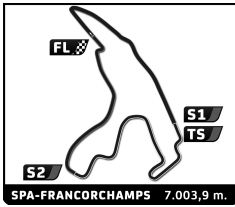
309		DayVTec		BMW 240i		SS2	
		1.Andre SEINEN					
		2.Mark SEINEN					
1	1	2:58.039	53.799	1:20.674	43.566	139.2	2:58.039
2	1	2:47.396	47.177	1:17.824	42.395	150.6	5:45.435
3	1	2:47.013	46.461	1:18.038	42.514	151.0	8:32.448
4	1	2:45.975	46.452	1:17.286	42.237	151.9	11:18.423
5	1	2:44.110	46.066	1:15.453	42.591	153.6	14:02.533
6	1	2:44.232	46.580	1:15.185	42.467	153.5	16:46.765
7	1	2:44.841	46.655	1:16.132	42.054	153.0	19:31.606
8	1	2:44.711	46.603	1:15.607	42.501	153.1	22:16.317
9	1	2:45.055	46.100	1:16.197	42.758	152.8	25:01.372
10	1	2:45.548	47.302	1:15.203	43.043	152.3	27:46.920
11	1	2:52.828B	46.933	1:15.128	50.767	145.9	30:39.748
12	2	4:36.890	2:31.457	1:20.965	44.468	91.1	35:16.638
13	2	2:51.463	48.035	1:19.403	44.025	147.1	38:08.101
14	2	2:47.340	47.426	1:17.039	42.875	150.7	40:55.441
15	2	2:47.191	46.449	1:16.838	43.904	150.8	43:42.632
16	2	3:17.855	47.456	1:19.687	1:10.712	127.4	47:00.487
17	2	5:22.399	1:43.025	2:09.627	1:29.747	78.2	52:22.886

310		DayVTec		BMW 240i		SS2	
		1.Jan-Willem VAN STEE					
1	1	2:59.399	55.998	1:19.038	44.363	138.1	2:59.399
2	1	2:47.314	47.678	1:16.349	43.287	150.7	5:46.713
3	1	2:48.414	47.783	1:16.160	44.471	149.7	8:35.127
4	1	2:45.731	47.615	1:15.204	42.912	152.1	11:20.858
5	1	2:45.869	47.244	1:15.443	43.182	152.0	14:06.727
6	1	2:46.676	47.892	1:15.656	43.128	151.3	16:53.403
7	1	2:46.777	47.753	1:15.855	43.169	151.2	19:40.180
8	1	2:51.980	47.805	1:19.499	44.676	146.6	22:32.160
9	1	2:50.697	49.915	1:16.961	43.821	147.7	25:22.857
10	1	2:57.142B	48.091	1:16.921	52.130	142.3	28:19.999
11	1	3:22.222	1:21.216	1:16.215	44.791	124.7	31:42.221
12	1	3:04.351B	47.808	1:18.729	57.814	136.8	34:46.572
13	1	4:04.926	2:04.578	1:16.929	43.419	102.9	38:51.498
14	1	2:50.073	48.237	1:18.721	43.115	148.3	41:41.571
15	1	2:49.506	47.185	1:17.326	44.995	148.8	44:31.077
16	1	3:43.501	47.048	1:30.971	1:25.482	112.8	48:14.578
17	1	5:20.200	1:41.834	2:10.918	1:27.448	78.7	53:34.778

321		Koopman Racing		BMW M4 GT4		SS2	
		1.Frank BROERSEN					
1	1	2:57.312	53.501	1:20.675	43.136	139.7	2:57.312
2	1	2:47.619	46.562	1:18.883	42.174	150.4	5:44.931
3	1	2:46.648	46.261	1:18.200	42.187	151.3	8:31.579
4	1	2:45.515	46.037	1:17.475	42.003	152.3	11:17.094
5	1	2:44.261	45.459	1:16.728	42.074	153.5	14:01.355
6	1	2:44.071	45.504	1:16.709	41.858	153.7	16:45.426
7	1	2:45.628	45.584	1:17.719	42.325	152.2	19:31.054
8	1	2:44.482	45.287	1:17.130	42.065	153.3	22:15.536
9	1	2:45.398	45.590	1:16.614	43.194	152.4	25:00.934
10	1	2:45.453	45.394	1:17.040	43.019	152.4	27:46.387
11	1	2:43.851	45.191	1:16.608	42.052	153.9	30:30.238
12	1	3:29.679B	46.603	1:36.877	1:06.199	120.3	33:59.917
13	1	4:27.110B	2:02.347	1:24.732	1:00.031	94.4	38:27.027

323		Koopman Racing		BMW M4 GT4		SS2	
		1.Maik BROERSEN					
1	1	2:56.569	53.162	1:20.628	42.779	140.3	2:56.569
2	1	2:47.776	46.210	1:19.116	42.450	150.3	5:44.345
3	1	2:45.832	46.072	1:17.251	42.509	152.0	8:30.177
4	1	2:45.840	45.706	1:17.420	42.714	152.0	11:16.017
5	1	2:44.817	45.733	1:16.832	42.252	153.0	14:00.834
6	1	2:44.058	45.409	1:16.587	42.062	153.7	16:44.892
7	1	2:44.427	45.386	1:16.342	42.699	153.3	19:29.319
8	1	2:44.750	45.223	1:16.741	42.786	153.0	22:14.069
9	1	2:45.912	45.315	1:17.843	42.754	152.0	24:59.981
10	1	2:45.555	45.191	1:17.583	42.781	152.3	27:45.536
11	1	2:43.807	45.340	1:16.542	41.925	153.9	30:29.343
12	1	2:50.341B	45.114	1:16.073	49.154	148.0	33:19.684
13	1	4:01.295	2:00.334	1:18.524	42.437	104.5	37:20.979
14	1	2:46.162	45.226	1:17.495	43.441	151.7	40:07.141
15	1	2:46.296	45.946	1:17.326	43.024	151.6	42:53.437
16	1	2:50.010	46.070	1:20.800	43.140	148.3	45:43.447
17	1	5:04.097	1:29.751	2:06.883	1:27.463	82.9	50:47.544

327		Promare Racing		Lotus Exige S2		SS2	
		1.John ENGELBORGH					
1	1	3:09.259	1:00.854	1:22.223	46.182	130.9	3:09.259
2	1	2:51.249	48.421	1:19.401	43.427	147.2	6:00.508
3	1	2:49.440	47.449	1:18.453	43.538	148.8	8:49.948
4	1	2:49.218	47.491	1:18.299	43.428	149.0	11:39.166
5	1	2:53.653	47.568	1:19.304	46.781	145.2	14:32.819
6	1	2:51.291	48.410	1:19.092	43.789	147.2	17:24.110
7	1	2:50.872	48.297	1:18.983	43.592	147.6	20:14.982
8	1	2:51.751	48.473	1:19.543	43.735	146.8	23:06.733
9	1	2:52.056	47.876	1:20.351	43.829	146.5	25:58.789
10	1	2:50.983	48.011	1:19.154	43.818	147.5	28:49.772
11	1	2:51.571	47.747	1:19.149	44.675	147.0	31:41.343
12	1	2:50.517	47.927	1:19.019	43.571	147.9	34:31.860
13	1	2:58.756B	47.810	1:18.438	52.508	141.1	37:30.616
14	1	3:58.520	1:57.972	1:17.468	43.080	105.7	41:29.136



Supercar Challenge - SS1-SS2-SP-BMW M

SPA RACING FESTIVAL

Race 2

Sector Analysis

— Invalidated Lap ■ Personal Best ■ Session Best B Crossing the pit lane

Lap	D	Time	Sector 1	Sector 2	Sector 3	Kph	Elapsed
15	1	2:49.949	47.952	1:18.509	43.488	148.4	44:19.085
16	1	3:46.854	47.471	1:33.452	1:25.931	111.1	48:05.939
17	1	5:20.848	1:41.528	2:12.959	1:26.361	78.6	53:26.787

333	Technova College Racing 1.Laurens DE WIT	Cupra TCR SS2					
1	1	2:46.201	51.264	1:13.646	41.291	149.1	2:46.201
2	1	2:38.546	45.297	1:12.328	40.921	159.0	5:24.747
3	1	2:37.852	45.357	1:12.323	40.172	159.7	8:02.599
4	1	2:39.448	45.589	1:13.113	40.746	158.1	10:42.047
5	1	2:40.311	46.150	1:13.138	41.023	157.3	13:22.358
6	1	2:39.467	45.516	1:12.654	41.297	158.1	16:01.825
7	1	2:39.953	45.720	1:13.154	41.079	157.6	18:41.778
8	1	2:41.634	45.787	1:14.115	41.732	156.0	21:23.412
9	1	2:40.809	45.951	1:13.331	41.527	156.8	24:04.221
10	1	2:41.330	46.407	1:13.458	41.465	156.3	26:45.551
11	1	2:40.714	45.772	1:13.771	41.171	156.9	29:26.265
12	1	2:39.615	45.238	1:13.558	40.819	158.0	32:05.880
13	1	2:45.951 B	45.276	1:13.212	47.463	151.9	34:51.831
14	1	4:40.527	2:43.852	1:15.074	41.601	89.9	39:32.358
15	1	2:43.218	46.482	1:15.006	41.730	154.5	42:15.576
16	1	2:42.343	46.215	1:14.446	41.682	155.3	44:57.919
17	1	4:07.187	46.679	1:54.829	1:25.679	102.0	49:05.106
18	1	5:14.924	1:41.789	2:07.625	1:25.510	80.1	54:20.030

339	Verhulst Invest Motorsport 1.Tony VERHULST	Honda Civic TCR SS2					
1	1	2:54.049	52.863	1:17.864	43.322	142.3	2:54.049
2	1	2:47.172	48.223	1:16.599	42.350	150.8	5:41.221
3	1	2:46.553	47.389	1:16.423	42.741	151.4	8:27.774
4	1	2:45.939	47.020	1:16.120	42.799	151.9	11:13.713
5	1	2:44.377	47.108	1:15.371	41.898	153.4	13:58.090
6	1	2:43.710	47.046	1:14.942	41.722	154.0	16:41.800
7	1	2:43.568	46.594	1:14.848	42.126	154.2	19:25.368
8	1	2:43.053	46.442	1:14.635	41.976	154.6	22:08.421
9	1	2:45.338	46.716	1:16.471	42.151	152.5	24:53.759
10	1	2:44.379	46.851	1:15.051	42.477	153.4	27:38.138
11	1	2:43.137	46.548	1:14.610	41.979	154.6	30:21.275
12	1	2:44.635	46.471	1:15.170	42.994	153.2	33:05.910
13	1	2:49.004 B	46.014	1:14.034	48.956	149.2	35:54.914
14	1	4:19.197	2:22.087	1:14.333	42.777	97.3	40:14.111
15	1	2:43.261	47.199	1:14.017	42.045	154.4	42:57.372
16	1	2:46.615	46.536	1:17.731	42.348	151.3	45:43.987
17	1	5:03.924	1:29.773	2:06.790	1:27.361	83.0	50:47.911


343	DRDO 1.Ton JANUS 2.Jacobo GARCIA	Cupra TCR SS2					
1	1	3:18.426 B	56.732	1:21.069	1:00.625	124.9	3:18.426
2	1	3:55.943	1:49.347	1:19.978	46.618	106.9	7:14.369
3	1	2:56.700	50.603	1:20.703	45.394	142.7	10:11.069
4	1	2:57.033	49.797	1:21.259	45.977	142.4	13:08.102
5	1	2:54.954	49.716	1:19.968	45.270	144.1	16:03.056
6	1	2:54.046	49.331	1:19.219	45.496	144.9	18:57.102

7	1	2:56.882	50.091	1:20.907	45.884	142.5	21:53.984
8	1	2:55.158	49.626	1:19.918	45.614	144.0	24:49.142
9	1	2:59.141	49.786	1:21.327	48.028	140.8	27:48.283
10	1	3:07.179 B	49.953	1:20.314	56.912	134.7	30:55.462
11	2	4:20.030	2:14.630	1:21.673	43.727	97.0	35:15.492
12	2	2:52.829	48.548	1:19.605	44.676	145.9	38:08.321
13	2	2:51.132	48.553	1:18.792	43.787	147.3	40:59.453
14	2	2:49.514	48.106	1:18.177	43.231	148.7	43:48.967
15	2	3:42.637	48.345	1:26.899	1:27.393	113.3	47:31.604
16	2	5:17.442	1:41.731	2:09.080	1:26.631	79.4	52:49.046

351	DRDO pb Koopman Racing 1.Peter KOELEWIJN	BMW E46 M3 SS2					
1	1	3:00.954	56.312	1:19.318	45.324	136.9	3:00.954
2	1	2:48.207	48.165	1:17.107	42.935	149.9	5:49.161
3	1	2:48.364	48.016	1:17.382	42.966	149.8	8:37.525
4	1	2:48.706	48.194	1:17.252	43.260	149.5	11:26.231
5	1	2:48.655	48.165	1:17.482	43.008	149.5	14:14.886
6	1	2:50.798	47.967	1:18.634	44.197	147.6	17:05.684
7	1	2:51.958	49.250	1:19.121	43.587	146.6	19:57.642
8	1	2:49.284	48.274	1:17.678	43.332	148.9	22:46.926
9	1	2:48.886	48.043	1:17.424	43.419	149.3	25:35.812
10	1	2:48.170	47.728	1:17.226	43.216	149.9	28:23.982
11	1	2:49.866	47.910	1:18.279	43.677	148.4	31:13.848
12	1	2:51.390	49.305	1:18.284	43.801	147.1	34:05.238
13	1	2:56.118 B	47.736	1:17.573	50.809	143.2	37:01.356
14	1	4:02.170	2:00.171	1:17.598	44.401	104.1	41:03.526
15	1	2:50.899	48.240	1:18.635	44.424	147.5	43:54.425
16	1	3:37.917	47.884	1:22.551	1:27.482	115.7	47:32.342
17	1	5:17.397	1:41.778	2:08.711	1:26.908	79.4	52:49.739

352	DRDO pb Koopman Racing 1.Han KIRHHOFF	BMW E46 M3 SS2					
1	1	3:00.590	57.177	1:19.468	43.945	137.2	3:00.590
2	1	2:50.009	48.762	1:17.799	43.448	148.3	5:50.599
3	1	2:49.687	48.626	1:17.539	43.522	148.6	8:40.286
4	1	2:50.566	49.127	1:16.955	44.484	147.8	11:30.852
5	1	2:50.655	48.644	1:17.501	44.510	147.7	14:21.507
6	1	2:52.646	48.802	1:18.681	45.163	146.0	17:14.153
7	1	2:49.886	48.872	1:17.123	43.891	148.4	20:04.039
8	1	2:50.802	49.409	1:17.293	44.100	147.6	22:54.841
9	1	2:51.091	48.977	1:18.039	44.075	147.4	25:45.932
10	1	2:50.842	49.275	1:17.338	44.229	147.6	28:36.774
11	1	2:49.351	48.402	1:17.038	43.911	148.9	31:26.125
12	1	2:52.036	49.268	1:17.702	45.066	146.6	34:18.161
13	1	2:58.673 B	49.626	1:18.243	50.804	141.1	37:16.834
14	1	4:02.002	2:00.240	1:17.657	44.105	104.2	41:18.836
15	1	2:51.993	49.038	1:18.302	44.653	146.6	44:10.829
16	1	3:43.751	48.927	1:27.556	1:27.268	112.7	47:54.580
17	1	5:21.244	1:43.462	2:09.947	1:27.835	78.5	53:15.824

353	DRDO pb Koopman Racing 1.Han WANNET	BMW E46 M3 SS2
------------	---	-------------------



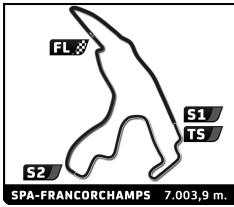
Supercar Challenge - SS1-SS2-SP-BMW M SPA RACING FESTIVAL Race 2

Sector Analysis

Invalidated Lap Personal Best Session Best Crossing the pit lane

Lap	D	Time	Sector 1	Sector 2	Sector 3	Kph	Elapsed	Lap	D	Time	Sector 1	Sector 2	Sector 3	Kph	Elapsed
356 DRDO - RofChade Racing 1.Ronald FRIEDERICH BMW E46 M3 SS2								1	1	3:07.383	59.075	1:21.902	46.406	132.2	3:07.383
2	1	2:55.851	48.586	1:20.788	46.477	143.4	6:03.234								
3	1	2:56.317	49.188	1:21.199	45.930	143.0	8:59.551								
4	1	2:57.337	48.766	1:22.396	46.175	142.2	11:56.888								
5	1	2:53.727	49.258	1:19.395	45.074	145.1	14:50.615								
6	1	2:53.569	48.115	1:20.206	45.248	145.3	17:44.184								
7	1	2:56.146	48.896	1:22.126	45.124	143.1	20:40.330								
8	1	2:52.703	48.667	1:19.328	44.708	146.0	23:33.033								
9	1	2:53.876	49.403	1:19.297	45.176	145.0	26:26.909								
10	1	2:57.796	49.478	1:22.627	45.691	141.8	29:24.705								
11	1	2:55.915	49.407	1:20.673	45.835	143.3	32:20.620								
12	1	2:58.515	50.420	1:22.710	45.385	141.2	35:19.135								
13	1	3:00.132B	48.469	1:19.602	52.061	140.0	38:19.267								
14	1	4:08.435	2:03.102	1:20.081	45.252	101.5	42:27.702								
15	1	3:02.022B	49.025	1:20.100	52.897	138.5	45:29.724								
16	1	5:12.737	1:33.333	2:11.438	1:27.966	80.6	50:42.461								
354 DRDO pb Koopman Racing 1.Wessel SANDKUIJL BMW E46 M3 SS2								1	1	3:03.442	57.339	1:21.117	44.986	135.1	3:03.442
2	1	2:49.324	48.386	1:17.480	43.458	148.9	5:52.766								
3	1	2:49.030	48.300	1:17.368	43.362	149.2	8:41.796								
4	1	2:49.422	48.218	1:17.385	43.819	148.8	11:31.218								
5	1	2:50.392	48.286	1:17.306	44.800	148.0	14:21.610								
6	1	2:52.960	48.215	1:19.230	45.515	145.8	17:14.570								
7	1	2:51.589	49.119	1:17.483	44.987	146.9	20:06.159								
8	1	2:51.811	49.076	1:18.080	44.655	146.8	22:57.970								
9	1	2:50.386	48.304	1:18.037	44.045	148.0	25:48.356								
10	1	2:50.941	48.380	1:18.530	44.031	147.5	28:39.297								
11	1	2:55.814B	48.400	1:17.539	49.875	143.4	31:35.111								
12	1	4:02.723	2:00.281	1:18.475	43.967	103.9	35:37.834								
13	1	2:52.111	48.306	1:19.309	44.496	146.5	38:29.945								
14	1	2:50.757	48.428	1:18.539	43.790	147.7	41:20.702								
15	1	2:50.839	48.120	1:18.869	43.850	147.6	44:11.541								
16	1	3:42.795	48.098	1:27.407	1:27.290	113.2	47:54.336								
17	1	5:21.312	1:43.370	2:10.055	1:27.887	78.5	53:15.648								
355 DRDO pb Koopman Racing 1.Emile DRUMMEN BMW E46 M3 SS2								1	1	3:19.146	1:06.098	1:24.432	48.616	124.4	3:19.146
2	1	3:03.021	51.140	1:23.542	48.339	137.8	6:22.167								
3	1	3:05.990	52.432	1:25.984	47.574	135.6	9:28.157								
4	1	3:02.945	51.054	1:25.137	46.754	137.8	12:31.102								
5	1	2:59.349	50.510	1:22.533	46.306	140.6	15:30.451								
6	1	3:02.161	51.564	1:22.740	47.857	138.4	18:32.612								
7	1	2:59.683	51.074	1:22.456	46.153	140.3	21:32.295								
8	1	2:58.995	50.425	1:22.287	46.283	140.9	24:31.290								
9	1	2:57.550	50.025	1:21.357	46.168	142.0	27:28.840								
10	1	2:58.719	49.756	1:21.567	47.396	141.1	30:27.559								
11	1	2:59.439	50.076	1:22.284	47.079	140.5	33:26.998								
12	1	3:03.022B	49.557	1:20.297	53.168	137.8	36:30.020								
13	1	4:11.050	2:04.178	1:21.063	45.809	100.4	40:41.070								
14	1	2:58.078	49.382	1:22.178	46.518	141.6	43:39.148								
15	1	3:23.253	49.396	1:24.930	1:08.927	124.1	47:02.401								
16	1	5:22.275	1:43.815	2:09.898	1:28.562	78.2	52:24.676								
357 Certainty Racing Team 1.Dennis V.D.LINDEN BMW E46 M3 SS2								1	1	3:04.559	58.828	1:19.965	45.766	134.2	3:04.559
2	1	2:49.354	48.650	1:16.837	43.867	148.9	5:53.913								
3	1	2:49.183	48.435	1:16.763	43.985	149.0	8:43.096								
4	1	2:48.981	48.094	1:16.961	43.926	149.2	11:32.077								
5	1	2:50.644	48.975	1:16.965	44.704	147.8	14:22.721								
6	1	2:52.783	49.725	1:18.853	44.205	145.9	17:15.504								
7	1	2:50.911	48.796	1:17.290	44.825	147.5	20:06.415								
8	1	2:49.584	48.950	1:16.872	43.762	148.7	22:55.999								
9	1	2:50.831	48.704	1:18.349	43.778	147.6	25:46.830								
10	1	2:51.107	48.867	1:17.990	44.250	147.4	28:37.937								
11	1	2:54.866B	48.653	1:16.570	49.643	144.2	31:32.803								
12	1	4:02.255	2:01.003	1:17.190	44.062	104.1	35:35.058								
13	1	2:50.964	48.759	1:18.072	44.133	147.5	38:26.022								
14	1	2:49.382	48.444	1:16.832	44.106	148.9	41:15.404								
15	1	2:50.651	48.537	1:17.409	44.705	147.8	44:06.055								
16	1	3:37.231	48.565	1:22.399	1:26.267	116.1	47:43.286								
17	1	5:15.954	1:41.172	2:07.623	1:27.159	79.8	52:59.240								
366 Xswift Racing 1.Tim DE BORLE Ligier JS2 SS2								1	1	2:59.606	55.905	1:19.406	44.295	137.9	2:59.606
2	1	2:47.403	47.465	1:16.773	43.165	150.6	5:47.009								
3	1	2:46.178	47.251	1:15.693	43.234	151.7	8:33.187								
4	1	2:44.383	46.313	1:15.994	42.076	153.4	11:17.570								
5	1	2:44.189	45.996	1:16.007	42.186	153.6	14:01.759								
6	1	2:44.093	46.130	1:15.957	42.006	153.7	16:45.852								
7	1	2:43.654	45.990	1:15.229	42.435	154.1	19:29.506								
8	1	2:44.993	45.817	1:16.182	42.994	152.8	22:14.499								
9	1	2:43.079	45.607	1:15.212	42.260	154.6	24:57.578								
10	1	2:43.536	45.997	1:15.121	42.418	154.2	27:41.114								





Supercar Challenge - SS1-SS2-SP-BMW M

SPA RACING FESTIVAL

Race 2

Sector Analysis

— Invalidated Lap ■ Personal Best ■ Session Best B Crossing the pit lane

Lap	D	Time	Sector 1	Sector 2	Sector 3	Kph	Elapsed	Lap	D	Time	Sector 1	Sector 2	Sector 3	Kph	Elapsed
11	1	2:44.800	45.941	1:15.088	43.771	153.0	30:25.914	4	1	2:57.899	51.152	1:21.220	45.527	141.7	11:59.407
12	1	2:42.654	45.961	1:14.406	42.287	155.0	33:08.568	5	1	2:55.251	51.273	1:17.564	46.414	143.9	14:54.658
13	1	2:41.890	45.717	1:14.191	41.982	155.7	35:50.458	6	1	2:53.281	50.884	1:17.332	45.065	145.5	17:47.939
14	1	2:50.879B	46.703	1:15.062	49.114	147.6	38:41.337	7	1	2:55.151	51.416	1:18.147	45.588	144.0	20:43.090
15	1	4:07.540	2:10.619	1:14.659	42.262	101.9	42:48.877	8	1	2:53.274	50.224	1:17.224	45.826	145.5	23:36.364
16	1	2:42.816	45.664	1:14.629	42.523	154.9	45:31.693	9	1	2:53.238	50.196	1:18.237	44.805	145.5	26:29.602
17	1	4:48.405	1:09.862	2:11.440	1:27.103	87.4	50:20.098	10	1	2:52.699	50.134	1:18.111	44.454	146.0	29:22.301
18	1	5:22.492	1:42.725	2:13.493	1:26.274	78.2	55:42.590	11	1	2:52.422	50.145	1:17.365	44.912	146.2	32:14.723

401 **Traxx Racing Team** Peugeot RCZ Cup SP
1.Chris VOET
2.Bar VAN DEN BROECK

1	1	3:10.504	1:04.616	1:19.198	46.690	130.0	3:10.504
2	1	2:51.719	49.746	1:17.783	44.190	146.8	6:02.223
3	1	2:49.407	48.913	1:16.944	43.550	148.8	8:51.630
4	1	2:48.368	48.686	1:16.362	43.320	149.8	11:39.998
5	1	2:50.322	48.378	1:17.796	44.148	148.0	14:30.320
6	1	2:48.338	48.757	1:15.954	43.627	149.8	17:18.658
7	1	2:49.827	48.542	1:16.359	44.926	148.5	20:08.485
8	1	2:51.231	48.001	1:18.325	44.905	147.3	22:59.716
9	1	2:50.032	48.807	1:16.596	44.629	148.3	25:49.748
10	1	2:50.674	48.837	1:17.312	44.525	147.7	28:40.422
11	1	2:50.161	48.404	1:17.209	44.548	148.2	31:30.583
12	1	2:57.698B	48.230	1:16.555	52.913	141.9	34:28.281
13	2	4:15.171	2:11.729	1:18.657	44.785	98.8	38:43.452
14	2	2:51.777	49.876	1:17.319	44.582	146.8	41:35.229
15	2	2:53.810	50.449	1:18.713	44.648	145.1	44:29.039
16	2	3:49.994	49.681	1:33.324	1:26.989	109.6	48:19.033
17	2	5:20.601	1:42.932	2:10.190	1:27.479	78.6	53:39.634

431 **Koopman Racing** BMW E46 GTR SP
1.Jos HARPER

1	1	3:08.857	1:00.589	1:21.684	46.584	131.2	3:08.857
2	1	2:58.442	51.103	1:20.612	46.727	141.3	6:07.299
3	1	2:55.041	50.198	1:18.870	45.973	144.0	9:02.340
4	1	2:57.477	50.039	1:21.039	46.399	142.1	11:59.817
5	1	2:56.751	50.853	1:20.014	45.884	142.7	14:56.568
6	1	2:55.209	49.286	1:19.385	46.538	143.9	17:51.777
7	1	2:55.217	49.611	1:19.936	45.670	143.9	20:46.994
8	1	2:55.267	50.309	1:19.644	45.314	143.9	23:42.261
9	1	2:54.492	49.734	1:18.766	45.992	144.5	26:36.753
10	1	2:56.602	49.991	1:21.162	45.449	142.8	29:33.355
11	1	3:02.449B	50.212	1:19.406	52.831	138.2	32:35.804
12	1	4:26.173	2:22.022	1:19.195	44.956	94.7	37:01.977
13	1	2:55.172	50.090	1:19.945	45.137	143.9	39:57.149
14	1	2:54.791	49.911	1:19.174	45.706	144.3	42:51.940
15	1	2:57.866	50.457	1:21.068	46.341	141.8	45:49.806
16	1	5:12.555	1:34.145	2:10.390	1:28.020	80.7	51:02.361

442 **Speedlover** BMW M3 E36 SP
1.Jaxon VERHOEVEN
2.Jean-Pierre VERHOEVEN

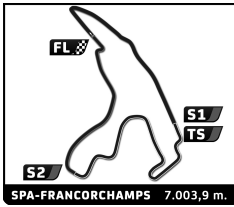
1	1	3:10.487	1:03.394	1:20.055	47.038	130.1	3:10.487
2	1	2:54.048	50.355	1:19.180	44.513	144.9	6:04.535
3	1	2:56.973	49.978	1:19.602	47.393	142.5	9:01.508

445 **DRDO** Lotus Elise SP
1.Theo VISSER

1	1	3:19.356	1:08.194	1:23.244	47.918	124.3	3:19.356
2	1	3:01.732	52.702	1:22.102	46.928	138.7	6:21.088
3	1	3:02.230	52.824	1:22.801	46.605	138.4	9:23.318
4	1	3:00.942	52.461	1:22.271	46.210	139.3	12:24.260
5	1	3:03.639	52.497	1:24.142	47.000	137.3	15:27.899
6	1	3:03.427	53.110	1:22.927	47.390	137.5	18:31.326
7	1	3:01.439	53.145	1:22.266	46.028	139.0	21:32.765
8	1	3:02.367	53.017	1:22.581	46.769	138.3	24:35.132
9	1	3:11.948B	53.014	1:24.241	54.693	131.4	27:47.080
10	1	4:12.937	2:02.702	1:23.410	46.825	99.7	32:00.017
11	1	3:11.580B	53.159	1:23.565	54.856	131.6	35:11.597
12	1	4:25.336	2:15.238	1:22.901	47.197	95.0	39:36.933
13	1	3:06.145	53.077	1:25.217	47.851	135.5	42:43.078
14	1	3:08.329	52.813	1:26.623	48.893	133.9	45:51.407
15	1	5:13.074	1:36.682	2:08.837	1:27.555	80.5	51:04.481

461 **Zilhouette Racing** Zilhouette Sport SP
1.Mark JOBST

1	1	3:04.187	57.909	1:20.160	46.118	134.5	3:04.187
2	1	2:49.269	48.530	1:16.912	43.827	149.0	5:53.456
3	1	2:48.989	48.174	1:17.174	43.641	149.2	8:42.445
4	1	2:49.929	47.972	1:17.278	43.975	149.0	11:31.670
5	1	2:50.628	48.379	1:17.468	44.781	147.8	14:22.298
6	1	2:53.164	48.934	1:19.080	45.150	145.6	17:15.462
7	1	2:51.481	49.360	1:17.312	44.809	147.0	20:06.943
8	1	2:52.329	48.890	1:18.799	44.640	146.3	22:59.272
9	1	2:50.131	49.195	1:16.149	44.787	148.2	25:49.403
10	1	2:50.713	49.185	1:16.994	44.534	147.7	28:40.116
11	1	2:57.226B	48.537	1:16.913	51.776	142.3	31:37.342
12	1	4:41.374	2:40.565	1:16.390	44.419	89.6	36:18.716
13	1	2:50.534	50.366	1:16.176	43.992	147.9	39:09.250
14	1	2:48.207	48.867	1:15.414	43.926	149.9	41:57.457
15	1	2:47.204	48.806	1:14.935	43.463	150.8	44:44.661
16	1	4:01.482	48.853	1:48.059	1:24.570	104.4	48:46.143
17	1	5:13.154	1:41.024	2:07.555	1:24.575	80.5	53:59.297



Supercar Challenge - SS1-SS2-SP-BMW M

SPA RACING FESTIVAL

Race 2

Sector Analysis

— Invalidated Lap ■ Personal Best ■ Session Best **B** Crossing the pit lane

Lap	D	Time	Sector 1	Sector 2	Sector 3	Kph	Elapsed	Lap	D	Time	Sector 1	Sector 2	Sector 3	Kph	Elapsed
490		Bas Koeten Racing					BMW M3 E36								
		1.Bas BARENBRUG					SP								
1	1	3:10.765	1:01.973	1:22.224	46.568	129.9	3:10.765								
2	1	2:55.215	51.109	1:18.882	45.224	143.9	6:05.980								
3	1	2:54.557	50.213	1:18.177	46.167	144.4	9:00.537								
4	1	2:56.575	49.801	1:20.767	46.007	142.8	11:57.112								
5	1	2:56.922	51.991	1:18.417	46.514	142.5	14:54.034								
6	1	2:53.538	49.853	1:18.386	45.299	145.3	17:47.572								
7	1	2:54.793	51.147	1:18.312	45.334	144.3	20:42.365								
8	1	2:52.972	49.620	1:17.953	45.399	145.8	23:35.337								
9	1	2:52.226	49.132	1:18.130	44.964	146.4	26:27.563								
10	1	2:53.445	49.190	1:18.796	45.459	145.4	29:21.008								
11	1	2:53.029	49.370	1:18.792	44.867	145.7	32:14.037								
12	1	3:00.902 B	49.621	1:18.380	52.901	139.4	35:14.939								
13	1	4:09.746	2:05.993	1:18.572	45.181	101.0	39:24.685								
14	1	2:53.647	50.595	1:18.216	44.836	145.2	42:18.332								
15	1	2:55.264	50.668	1:18.751	45.845	143.9	45:13.596								
16	1	4:21.511	49.991	2:04.021	1:27.499	96.4	49:35.107								
17	1	5:25.165	1:44.851	2:13.035	1:27.279	77.5	55:00.272								