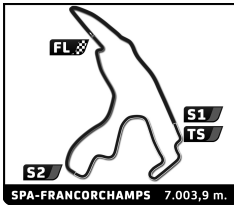


Supercar Challenge - SS1-SS2-SP-BMW M
SPA RACING FESTIVAL
Race 1

Sector Analysis

— Invalidated Lap **■** Personal Best **■** Session Best **B** Crossing the pit lane

Lap	D	Time	Sector 1	Sector 2	Sector 3	Kph	Elapsed	Lap	D	Time	Sector 1	Sector 2	Sector 3	Kph	Elapsed									
14	Ferry Monster Autosport BMW M2 CS							1.Max VEELS M2 NL																
	1	1	4:35.006	2:23.641	1:25.037	46.328	90.1	4:35.006	5	1	3:01.386	49.529	1:24.836	47.021	139.0	16:45.241								
	2	1	2:57.432	48.266	1:23.419	45.747	142.1	7:32.438	6	1	2:59.717	48.974	1:24.228	46.515	140.3	19:44.958								
	3	1	2:54.954	47.298	1:22.226	45.430	144.1	10:27.392	7	1	3:10.418 B	51.673	1:23.842	54.903	132.4	22:55.376								
	4	1	2:56.216	48.276	1:22.679	45.261	143.1	13:23.608	8	2	4:09.703	2:01.187	1:22.960	45.556	101.0	27:05.079								
	5	1	2:56.356	47.389	1:23.828	45.139	143.0	16:19.964	9	2	2:56.349	47.845	1:22.872	45.632	143.0	30:01.428								
	6	1	2:56.804	47.960	1:23.170	45.674	142.6	19:16.768	10	2	2:58.426	47.903	1:24.095	46.428	141.3	32:59.854								
	7	1	3:01.538 B	47.182	1:23.082	51.274	138.9	22:18.306	11	2	2:56.483	47.885	1:23.039	45.559	142.9	35:56.337								
	8	1	4:16.733	2:07.154	1:23.216	46.363	98.2	26:35.039	12	2	2:59.077	47.872	1:24.865	46.340	140.8	38:55.414								
	9	1	2:55.478	47.543	1:22.675	45.260	143.7	29:30.517	13	2	2:57.368	47.625	1:23.916	45.827	142.2	41:52.782								
	10	1	2:56.347	47.771	1:23.071	45.505	143.0	32:26.864	14	2	2:57.920	48.076	1:23.866	45.978	141.7	44:50.702								
	11	1	2:58.485	48.911	1:23.844	45.730	141.3	35:25.349	15	2	2:58.710	48.149	1:24.693	45.868	141.1	47:49.412								
	12	1	2:58.972	47.791	1:23.884	45.297	142.5	38:22.321	16	2	2:58.591	47.746	1:24.889	45.956	141.2	50:48.003								
	13	1	2:56.756	47.623	1:23.327	45.806	142.6	41:19.077	17	2	2:57.782	48.096	1:23.899	45.787	141.8	53:45.785								
	14	1	3:03.474 B	48.169	1:24.612	50.693	137.4	44:22.551	18	2	2:58.207	48.041	1:24.046	46.120	141.5	56:43.992								
	15	1	3:06.931	57.440	1:23.564	45.927	134.9	47:29.482	19	2	2:57.904	48.216	1:23.793	45.895	141.7	59:41.896								
	16	1	2:58.689	47.930	1:24.446	46.313	141.1	50:28.171	20	2	2:57.690	48.198	1:23.929	45.563	141.9	1:02:39.586								
	17	1	2:58.257	48.123	1:24.907	45.227	141.4	53:26.428																
	18	1	2:57.925	47.665	1:24.596	45.664	141.7	56:24.353	27	JJ Motorsport - BMW Bilia Emond BMW M2 CS							1.Fred CAPRASSE M2 BE							
	19	1	2:57.838	47.579	1:24.684	45.575	141.8	59:22.191		1	1	4:31.795	2:21.476	1:24.745	45.574	91.2	4:31.795							
	20	1	2:56.999	47.445	1:24.171	45.383	142.5	1:02:19.190		2	1	2:55.973	48.148	1:22.642	45.183	143.3	7:27.768							
								3		1	2:55.541	48.108	1:21.895	45.538	143.6	10:23.309								
								4		1	2:56.618	48.269	1:22.985	45.364	142.8	13:19.927								
								5		1	2:58.045	48.043	1:23.553	46.449	141.6	16:17.972								
								6		1	2:55.933	48.168	1:22.492	45.273	143.3	19:13.905								
								7		1	2:56.340	48.317	1:22.809	45.214	143.0	22:10.245								
								8		1	2:57.026	48.495	1:22.670	45.861	142.4	25:07.271								
								9		1	3:03.906 B	48.174	1:23.671	52.061	137.1	28:11.177								
								10		1	4:24.958	2:16.445	1:22.222	46.291	95.2	32:36.135								
								11		1	2:56.143	47.497	1:23.187	45.459	143.1	35:32.278								
								12		1	2:57.365	48.527	1:23.802	45.036	142.2	38:29.643								
								13		1	2:55.323	47.730	1:21.739	45.854	143.8	41:24.966								
								14		1	2:56.524	47.298	1:23.128	46.098	142.8	44:21.490								
								15		1	2:56.756	47.751	1:23.333	45.672	142.6	47:18.246								
								16		1	2:59.025	48.127	1:25.321	45.577	140.8	50:17.271								
								17		1	2:58.524	48.371	1:23.817	46.336	141.2	53:15.795								
								18		1	2:58.467	48.053	1:23.848	46.566	141.3	56:14.262								
								19		1	2:57.822	48.219	1:23.515	46.088	141.8	59:12.084								
								20		1	2:57.596	48.308	1:23.772	45.516	142.0	1:02:09.680								
								21	1	2:57.637	49.032	1:23.356	45.249	141.9	1:05:07.317									
15	Bas Koeten Racing BMW M2 CS							1.Dirk WARMERDAM M2 NL																
	2.Dante RAPPANGE																							
	1	1	4:33.022	2:22.357	1:24.645	46.020	90.7	4:33.022	34	JJ Motorsport BMW M2 CS							1.Giovanni SCAMARDI M2 BE							
	2	1	2:56.270	48.057	1:22.944	45.269	143.0	7:29.292		1	1	4:36.939	2:25.605	1:25.092	46.242	89.5	4:36.939							
	3	1	2:55.858	47.980	1:22.300	45.578	143.4	10:25.150		2	1	2:58.526	48.507	1:24.065	45.954	141.2	7:35.465							
	4	1	2:55.600	47.415	1:22.780	45.405	143.6	13:20.750		3	1	2:57.486	47.761	1:23.519	46.206	142.1	10:32.951							
	5	1	2:58.033	47.318	1:24.094	46.621	141.6	16:18.783		4	1	2:57.320	47.919	1:23.775	45.626	142.2	13:30.271							
	6	1	2:56.529	47.765	1:23.499	45.265	142.8	19:15.312		5	1	2:56.720	47.654	1:22.927	46.139	142.7	16:26.991							
	7	1	2:56.885	47.838	1:23.224	45.823	142.5	22:12.197		6	1	2:57.763	49.152	1:22.774	45.837	141.8	19:24.754							
	8	1	2:57.295	47.795	1:23.946	45.554	142.2	25:09.492		7	1	2:56.054	47.899	1:22.518	45.637	143.2	22:20.808							
	9	1	3:05.198 B	47.723	1:24.606	52.869	136.1	28:14.690		8	1	2:58.238	47.976	1:23.866	46.396	141.5	25:19.046							
	10	2	4:47.057	2:34.981	1:25.092	46.984	87.8	33:01.747		9	1	3:03.245 B	48.391	1:23.468	51.386	137.6	28:22.291							
	11	2	2:59.069	48.677	1:24.390	46.002	140.8	36:00.816		10	1	4:20.366	2:11.025	1:23.759	45.582	96.8	32:42.657							
	12	2	2:58.525	48.172	1:24.264	46.089	141.2	38:59.341		11	1	2:58.688	48.595	1:24.382	45.711	141.1	35:41.345							
	13	2	2:58.823	48.665	1:23.820	46.338	141.0	41:58.164		12	1	2:58.262	47.729	1:24.469	46.064	141.4	38:39.607							
	14	2	2:59.304	48.603	1:24.485	46.216	140.6	44:57.468																
	15	2	2:59.700	48.243	1:24.773	46.684	140.3	47:57.168																
	16	2	3:00.089	48.537	1:25.329	46.223	140.0	50:57.257																
	17	2	2:59.730	48.456	1:24.845	46.429	140.3	53:56.987																
	18	2	2:59.593	48.439	1:24.755	46.399	140.4	56:56.580																
	19	2	2:59.085	48.394	1:24.273	46.418	140.8	59:55.665																
20	2	2:58.403	48.565	1:24.283	45.555	141.3	1:02:54.068																	
24	Equipe Verschuur BMW M2 CS							1.Albert JOCHEMS M2 NL																
	2.Charles ZWOLSMAN																							
	1	1	4:38.777	2:25.782	1:25.878	47.117	88.9	4:38.777																
	2	1	3:01.707	49.776	1:25.096	46.835	138.8	7:40.484																
	3	1	3:02.227	50.001	1:25.022	47.204	138.4	10:42.711																
4	1	3:01.144	49.470	1:24.401	47.273	139.2	13:43.855																	



Supercar Challenge - SS1-SS2-SP-BMW M

SPA RACING FESTIVAL

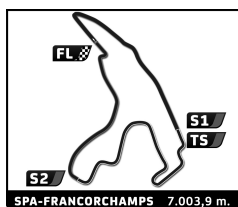
Race 1

Sector Analysis

— Invalidated Lap ■ Personal Best ■ Session Best B Crossing the pit lane

Lap	D	Time	Sector 1	Sector 2	Sector 3	Kph	Elapsed	Lap	D	Time	Sector 1	Sector 2	Sector 3	Kph	Elapsed
13	1	2:57.708	48.082	1:24.036	45.590	141.9	41:37.315	54	1	4:30.432	2:21.829	1:23.283	45.320	91.6	4:30.432
14	1	2:59.153	48.860	1:24.586	45.707	140.7	44:36.468		2	2:54.854	47.780	1:22.010	45.064	144.2	7:25.286
15	1	2:58.955	47.958	1:24.967	46.030	140.9	47:35.423		3	2:55.775	47.896	1:22.419	45.460	143.4	10:21.061
16	1	2:58.198	47.816	1:24.381	46.001	141.5	50:33.621		4	2:55.639	47.654	1:22.915	45.070	143.6	13:16.700
17	1	2:58.299	47.584	1:24.697	46.018	141.4	53:31.920		5	2:55.364	47.775	1:22.631	44.958	143.8	16:12.064
18	1	2:57.722	47.685	1:24.344	45.693	141.9	56:29.642		6	2:55.299	47.711	1:22.371	45.217	143.8	19:07.363
19	1	2:58.936	47.431	1:24.584	46.921	140.9	59:28.578		7	2:55.688	47.461	1:23.154	45.073	143.5	22:03.051
20	1	2:57.400	47.994	1:24.252	45.154	142.1	1:02:25.978		8	3:01.876	47.282	1:23.609	50.985	138.6	25:04.927
35 De Vreede-De Leeuw BMW M2 CS 1.Patrick DE VREEDE M2 NL 2.Rogier DE LEEUW								55 AR Performance BMW M2 CS 1.Gary TERCLAVERS M2 BE							
1	1	4:46.861	2:28.782	1:28.195	49.884	86.4	4:46.861	1	1	4:39.281	2:26.455	1:25.670	47.156	88.7	4:39.281
2	1	3:07.016	50.982	1:27.448	48.586	134.8	7:53.877	2	1	5:06.199	48.791	3:29.547	47.861	82.3	9:45.480
3	1	3:05.787	50.229	1:27.206	48.352	135.7	10:59.664	3	1	3:01.902	49.897	1:25.812	46.193	138.6	12:47.382
4	1	3:09.300	50.836	1:29.296	49.168	133.2	14:08.964	4	1	3:01.566	48.947	1:26.111	46.508	138.9	15:48.948
5	1	3:07.504	50.889	1:27.510	49.105	134.5	17:16.468	5	1	2:59.527	48.216	1:25.320	45.991	140.4	18:48.475
6	1	3:09.688	52.547	1:28.458	48.683	132.9	20:26.156	6	1	2:58.557	47.828	1:24.665	46.064	141.2	21:47.032
7	1	3:13.041	50.039	1:26.660	56.342	130.6	23:39.197	7	1	2:59.976	48.434	1:25.376	46.166	140.1	24:47.008
8	2	4:40.224	2:31.320	1:23.276	45.628	90.0	28:19.421	8	1	3:02.107	48.638	1:25.105	48.364	138.5	27:49.115
9	2	2:58.824	48.269	1:24.776	45.779	141.0	31:18.245	9	1	3:07.045	48.213	1:25.332	53.500	134.8	30:56.160
10	2	2:58.947	48.718	1:24.429	45.800	140.9	34:17.192	10	1	4:27.561	2:17.282	1:24.185	46.094	94.2	35:23.721
11	2	3:00.088	49.148	1:25.089	45.851	140.0	37:17.280	11	1	3:00.186	47.868	1:25.683	46.635	139.9	38:23.907
12	2	2:59.373	48.292	1:25.026	46.055	140.6	40:16.653	12	1	3:00.642	48.076	1:25.013	47.553	139.6	41:24.549
13	2	3:00.636	48.325	1:25.412	46.899	139.6	43:17.289	13	1	3:01.201	48.341	1:26.377	46.483	139.2	44:25.750
14	2	3:01.839	49.084	1:26.430	46.325	138.7	46:19.128	14	1	2:58.802	47.880	1:24.906	46.016	141.0	47:24.552
15	2	3:00.297	48.492	1:25.742	46.063	139.8	49:19.425	15	1	2:59.702	48.147	1:25.393	46.162	140.3	50:24.254
16	2	3:00.116	48.307	1:25.806	46.003	140.0	52:19.541	16	1	3:01.135	48.651	1:26.216	46.268	139.2	53:25.389
17	2	3:00.877	48.517	1:25.851	46.509	139.4	55:20.418	17	1	3:00.246	48.100	1:24.820	47.326	139.9	56:25.635
18	2	3:00.137	49.050	1:25.432	45.655	140.0	58:20.555	18	1	3:03.284	48.881	1:26.692	47.711	137.6	59:28.919
19	2	2:59.077	48.426	1:25.154	45.497	140.8	1:01:19.632	19	1	3:00.664	49.696	1:25.825	45.143	139.6	1:02:29.583
20	2	2:59.447	48.329	1:25.266	45.852	140.5	1:04:19.079	66 Xswift Racing Events BMW M2 CS 1.Willem MEIJER M2 NL 2.Lorenzo VAN RIET							
1	1	4:53.102	2:31.089	1:31.408	50.605	84.5	4:53.102	1	1	4:29.564	2:21.453	1:23.004	45.107	91.9	4:29.564
2	1	3:13.710	53.072	1:30.603	50.035	130.2	8:06.812	2	1	2:56.755	47.599	1:24.243	44.913	142.7	7:26.319
3	1	3:11.890	52.244	1:30.709	48.937	131.4	11:18.702	3	1	2:55.167	47.431	1:22.225	45.511	143.9	10:21.486
4	1	3:07.042	51.058	1:26.979	49.005	134.8	14:25.744	4	1	2:54.223	47.132	1:22.301	44.790	144.7	13:15.709
5	1	3:06.998	52.687	1:26.431	47.880	134.8	17:32.742								
6	1	3:07.005	50.861	1:27.685	48.459	134.8	20:39.747								
7	1	3:07.356	51.540	1:27.574	48.242	134.6	23:47.103								
8	1	3:14.474	50.219	1:27.026	57.229	129.7	27:01.577								
9	1	4:36.014	2:21.269	1:26.556	48.189	91.4	31:37.591								
10	1	3:05.122	50.746	1:26.524	47.852	136.2	34:42.713								
11	1	3:03.803	50.566	1:25.442	47.795	137.2	37:46.516								
12	1	3:03.451	50.761	1:25.444	47.246	137.4	40:49.967								
13	1	3:04.312	50.618	1:26.294	47.400	136.8	43:54.279								
14	1	3:07.671	51.342	1:27.453	48.876	134.4	47:01.950								
15	1	3:02.562	49.594	1:25.932	47.036	138.1	50:04.512								
16	1	3:05.281	50.554	1:26.236	48.491	136.1	53:09.793								
17	1	3:03.089	49.881	1:26.111	47.097	137.7	56:12.882								
18	1	3:02.550	50.105	1:25.812	46.633	138.1	59:15.432								
19	1	3:04.284	50.087	1:26.482	47.715	136.8	1:02:19.716								





Supercar Challenge - SS1-SS2-SP-BMW M

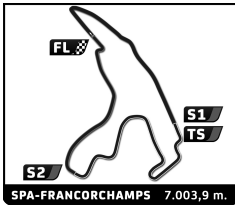
SPA RACING FESTIVAL

Race 1

Sector Analysis

— Invalidated Lap ■ Personal Best ■ Session Best ■ Crossing the pit lane

Lap	D	Time	Sector 1	Sector 2	Sector 3	Kph	Elapsed	Lap	D	Time	Sector 1	Sector 2	Sector 3	Kph	Elapsed		
77	JJ Motorsport 1.Sandra VAN DER SLOOT 2.John VAN DER VOORT BMW M2 CS M2 NL								5	1	2:55.829	47.800	1:23.003	45.026	143.4	15:05.115	
	6	1	2:54.135	47.757	1:21.400	44.978	144.8	17:59.250									
	7	1	3:04.221 B	48.035	1:21.979	54.207	136.9	21:03.471									
	8	2	4:14.724	2:13.817	1:18.211	42.696	99.0	25:18.195									
	9	2	2:44.054	43.909	1:17.518	42.627	153.7	28:02.249									
	10	2	2:41.432	44.086	1:15.982	41.364	156.2	30:43.681									
	11	2	2:44.321	43.738	1:18.323	42.260	153.4	33:28.002									
	12	2	2:41.878	43.911	1:16.064	41.903	155.8	36:09.880									
	13	2	2:44.514	43.814	1:17.821	42.879	153.3	38:54.394									
	14	2	2:43.437	44.290	1:17.121	42.026	154.3	41:37.831									
	15	2	2:44.834	43.798	1:17.758	43.278	153.0	44:22.665									
	16	2	2:42.802	44.272	1:16.481	42.049	154.9	47:05.467									
	17	2	2:45.159	44.682	1:18.459	42.018	152.7	49:50.626									
	18	2	2:44.672	43.830	1:18.514	42.328	153.1	52:35.298									
	19	2	2:43.542	43.946	1:17.592	42.004	154.2	55:18.840									
	20	2	2:44.850	44.065	1:17.669	43.116	153.0	58:03.690									
	21	2	2:44.318	45.265	1:17.849	41.204	153.4	1:00:48.008									
	22	2	2:43.252	43.959	1:18.046	41.247	154.4	1:03:31.260									
	97	Belgium Racing 1.Joeri JANSSENS 2.Steven BRAMS BMW M2 CS M2 BE								111	Zilhouette Racing 1.Max TUBBEN Zilhouette GTR GT						
		1	1	2:57.046	50.355	1:21.754	44.937	139.9	2:57.046								
		2	1	2:53.011	47.899	1:20.943	44.169	145.7	5:50.057								
3		1	2:54.063	47.431	1:22.118	44.514	144.9	8:44.120									
4		1	2:50.882	47.309	1:19.722	43.851	147.6	11:35.002									
5		1	2:49.511	46.861	1:19.031	43.619	148.7	14:24.513									
6		1	2:50.328	46.662	1:19.436	44.230	148.0	17:14.841									
7		1	2:50.184	46.905	1:18.547	44.732	148.2	20:05.025									
8		1	2:49.884	46.856	1:19.436	43.592	148.4	22:54.909									
9		1	2:55.202 B	46.985	1:18.713	49.504	143.9	25:50.111									
10		1	4:19.408	2:16.601	1:19.285	43.522	97.2	30:09.519									
11		1	2:49.727	46.172	1:19.397	44.158	148.6	32:59.246									
12		1	2:49.431	46.473	1:19.001	43.957	148.8	35:48.677									
13		1	2:50.186	46.413	1:19.809	43.964	148.2	38:38.863									
14		1	2:49.613	46.160	1:19.277	44.176	148.7	41:28.476									
15		1	2:51.612	46.216	1:20.875	44.521	146.9	44:20.088									
16		1	2:50.069	46.233	1:19.818	44.018	148.3	47:10.157									
108		JR Motorsport 1.Ted VAN VLIET 2.Bas SCHOUTEN BMW M6 GT3 GT									119	Speedlover 1.Jean-Pierre VERHOEVEN 2.Jaxon VERHOEVEN Porsche 911 GT3 Cup GT					
		1	1	3:01.562	51.257	1:24.777	45.528	136.5	3:01.562								
		2	1	2:52.888	46.915	1:22.092	43.881	145.8	5:54.450								
		3	1	2:52.097	46.356	1:22.176	43.565	146.5	8:46.547								
	4	1	2:51.118	46.268	1:21.404	43.446	147.3	11:37.665									
	5	1	2:49.868	45.975	1:20.608	43.285	148.4	14:27.533									
	6	1	2:49.561	46.354	1:19.810	43.397	148.7	17:17.094									
	7	1	2:51.480	47.086	1:20.675	43.719	147.0	20:08.574									
	8	1	2:49.498	46.108	1:19.550	43.840	148.8	22:58.072									
	9	1	2:48.900	45.927	1:20.211	42.762	149.3	25:46.972									
	10	1	2:54.085 B	45.646	1:18.816	49.623	144.8	28:41.057									
	11	2	4:20.354	2:16.905	1:18.869	44.580	96.8	33:01.411									
	12	2	2:49.188	45.867	1:19.141	44.180	149.0	35:50.599									
	13	2	2:48.889	45.564	1:20.258	43.067	149.3	38:39.488									
	14	2	2:49.128	45.544	1:19.910	43.674	149.1	41:28.616									
	15	2	2:49.954	45.226	1:21.909	42.819	148.4	44:18.570									



Supercar Challenge - SS1-SS2-SP-BMW M

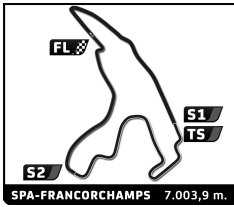
SPA RACING FESTIVAL

Race 1

Sector Analysis

— Invalidated Lap ■ Personal Best ■ Session Best B Crossing the pit lane

Lap	D	Time	Sector 1	Sector 2	Sector 3	Kph	Elapsed	Lap	D	Time	Sector 1	Sector 2	Sector 3	Kph	Elapsed		
309	DayVTec 1.Andre SEINEN 2.Mark SEINEN							BMW 240i SS2	5	1	3:04.658	49.410	1:27.031	48.217	136.5	15:50.315	
	6	1	3:03.981	49.874	1:26.863	47.244	137.0	18:54.296									
	7	1	3:01.625	48.995	1:25.078	47.552	138.8	21:55.921									
	8	1	3:04.995	48.733	1:28.818	47.444	136.3	25:00.916									
	9	1	3:08.270	50.154	1:27.442	50.674	133.9	28:09.186									
	10	1	3:11.841	B	49.949	1:26.133	55.759	131.4	31:21.027								
	11	1	4:33.537	2:14.091	1:29.359	50.087	92.2	35:54.564									
	12	1	3:06.675	49.871	1:29.811	46.993	135.1	39:01.239									
	13	1	3:01.356	48.822	1:25.615	46.919	139.0	42:02.595									
	14	1	3:05.949	50.525	1:27.637	47.787	135.6	45:08.544									
	15	1	3:05.776	49.541	1:28.472	47.763	135.7	48:14.320									
	16	1	3:08.012	49.427	1:29.968	48.617	134.1	51:22.332									
	17	1	3:04.672	49.244	1:26.596	48.832	136.5	54:27.004									
	18	1	3:03.015	49.246	1:26.483	47.286	137.8	57:30.019									
	19	1	3:03.251	49.719	1:26.719	46.813	137.6	1:00:33.270									
	20	1	3:02.197	48.786	1:26.103	47.308	138.4	1:03:35.467									
	323	Koopman Racing 1.Maik BROERSEN							BMW M4 GT4 SS2	1	1	3:28.311	1:05.149	1:32.961	50.201	118.9	3:28.311
		2	1	3:10.579	51.851	1:29.786	48.942	132.3	6:38.890								
		3	1	3:09.790	49.675	1:31.805	48.310	132.9	9:48.680								
		4	1	3:03.972	49.990	1:27.087	46.895	137.1	12:52.652								
		5	1	3:02.501	49.830	1:26.483	46.188	138.2	15:55.153								
6		1	3:01.950	48.963	1:26.394	46.593	138.6	18:57.103									
7		1	3:00.657	48.855	1:25.275	46.527	139.6	21:57.760									
8		1	3:04.045	49.115	1:27.674	47.256	137.0	25:01.805									
9		1	3:08.805	48.857	1:32.309	47.639	133.5	28:10.610									
10		1	3:04.068	49.159	1:27.057	47.852	137.0	31:14.678									
11		1	3:06.818	B	48.575	1:25.100	53.143	135.0	34:21.496								
12		1	4:21.295	2:06.094	1:28.120	47.081	96.5	38:42.791									
13		1	3:02.349	48.463	1:27.319	46.567	138.3	41:45.140									
14		1	3:03.031	48.865	1:26.984	47.182	137.8	44:48.171									
15		1	3:05.695	48.721	1:29.123	47.851	135.8	47:53.866									
16		1	3:06.876	49.369	1:29.243	48.264	134.9	51:00.742									
17		1	3:02.807	48.633	1:26.727	47.447	137.9	54:03.549									
18		1	3:01.263	49.054	1:25.998	46.211	139.1	57:04.812									
19		1	3:00.127	48.472	1:25.378	46.277	140.0	1:00:04.939									
20		1	2:59.223	48.121	1:24.980	46.122	140.7	1:03:04.162									
327		ProMare Racing 1.John ENGELBORGHES							Lotus Exige S2 SS2	1	1	3:40.352	1:12.740	1:35.562	52.050	112.4	3:40.352
	2	1	3:20.903	55.292	1:34.709	50.902	125.5	7:01.255									
	3	1	3:15.983	52.170	1:33.511	50.302	128.7	10:17.238									
	4	1	3:19.794	52.451	1:36.187	51.156	126.2	13:37.032									
	5	1	3:16.331	52.757	1:33.642	49.932	128.4	16:53.363									
	6	1	3:13.765	52.410	1:31.304	50.051	130.1	20:07.128									
	7	1	3:13.568	52.685	1:31.572	49.311	130.3	23:20.696									
	8	1	3:16.573	53.107	1:32.629	50.837	128.3	26:37.269									
	9	1	3:12.518	51.752	1:31.000	49.766	131.0	29:49.787									
	10	1	3:14.081	51.057	1:31.059	51.965	129.9	33:03.868									
	11	1	3:10.240	51.695	1:29.682	48.863	132.5	36:14.108									
	12	1	3:18.997	B	51.338	1:29.735	57.924	126.7	39:33.105								
	13	1	4:25.287	2:06.658	1:30.219	48.410	95.0	43:58.392									
	321	Koopman Racing 1.Frank BROERSEN							BMW M4 GT4 SS2	1	1	3:26.540	1:04.482	1:31.762	50.296	120.0	3:26.540
		2	1	3:08.713	50.928	1:29.103	48.682	133.6	6:35.253								
		3	1	3:06.639	49.970	1:28.816	47.853	135.1	9:41.892								
		4	1	3:03.765	49.565	1:27.318	46.882	137.2	12:45.657								



Supercar Challenge - SS1-SS2-SP-BMW M

SPA RACING FESTIVAL

Race 1

Sector Analysis

— Invalidated Lap ■ Personal Best ■ Session Best B Crossing the pit lane

Lap	D	Time	Sector 1	Sector 2	Sector 3	Kph	Elapsed	Lap	D	Time	Sector 1	Sector 2	Sector 3	Kph	Elapsed	
445	DRDO 1.Theo VISSER							Lotus Elise SP								
	1	1	3:43.443	1:14.665	1:36.383	52.395	110.9	3:43.443	6	1	3:12.248	53.050	1:29.714	49.484	131.2	19:50.467
	2	1	3:22.356	56.704	1:34.065	51.587	124.6	7:05.799	7	1	3:12.079	53.270	1:29.021	49.788	131.3	23:02.546
	3	1	3:22.074	55.859	1:33.590	52.625	124.8	10:27.873	8	1	3:10.224	53.135	1:28.108	48.981	132.5	26:12.770
	4	1	3:24.654	58.606	1:34.398	51.650	123.2	13:52.527	9	1	3:11.902	53.076	1:29.380	49.446	131.4	29:24.672
	5	1	3:18.589	55.820	1:31.688	51.081	127.0	17:11.116	10	1	3:11.891	53.326	1:28.699	49.866	131.4	32:36.563
	6	1	3:20.305	56.214	1:33.204	50.887	125.9	20:31.421	11	1	3:24.663B	52.965	1:29.625	1:02.073	123.2	36:01.226
	7	1	3:18.331	55.675	1:32.213	50.443	127.1	23:49.752	12	1	4:23.100	2:03.394	1:29.784	49.922	95.8	40:24.326
	8	1	3:16.582	55.123	1:30.715	50.744	128.3	27:06.334	13	1	3:10.469	52.787	1:28.302	49.380	132.4	43:34.795
	9	1	3:21.715	55.691	1:33.959	52.065	125.0	30:28.049	14	1	3:11.430	52.823	1:29.402	49.205	131.7	46:46.225
	10	1	3:28.727B	56.628	1:33.597	58.502	120.8	33:56.776	15	1	3:11.649	52.663	1:28.914	50.072	131.6	49:57.874
	11	1	4:44.622	2:20.645	1:32.785	51.192	88.6	38:41.398	16	1	3:11.777	53.938	1:28.106	49.733	131.5	53:09.651
	12	1	3:22.466	55.853	1:34.376	52.237	124.5	42:03.864	17	1	3:13.005	53.875	1:29.057	50.073	130.6	56:22.656
	13	1	3:22.594	56.973	1:33.647	51.974	124.5	45:26.458	18	1	3:14.224	53.164	1:29.672	51.388	129.8	59:36.880
	14	1	3:22.839	56.764	1:34.541	51.534	124.3	48:49.297	19	1	3:12.835	54.191	1:29.250	49.394	130.8	1:02:49.715
	15	1	3:19.154	55.691	1:32.135	51.328	126.6	52:08.451								
	16	1	3:18.007	55.430	1:32.164	50.413	127.3	55:26.458								
	17	1	3:19.592	55.572	1:33.579	50.441	126.3	58:46.050								
	18	1	3:17.407	56.068	1:31.813	49.526	127.7	1:02:03.457								
	19	1	3:15.002	55.048	1:31.198	48.756	129.3	1:05:18.459								
461	Zilhouette Racing 1.Mark JOBST							Zilhouette Sport SP								
	1	1	3:33.145	1:10.306	1:30.856	51.983	116.2	3:33.145								
	2	1	3:14.746	54.400	1:29.463	50.883	129.5	6:47.891								
	3	1	3:14.094	54.453	1:29.474	50.167	129.9	10:01.985								
	4	1	3:11.996	53.929	1:28.302	49.765	131.3	13:13.981								
	5	1	3:14.327	54.321	1:28.249	51.757	129.8	16:28.308								
	6	1	3:12.922	53.596	1:28.525	50.801	130.7	19:41.230								
	7	1	3:09.817	53.259	1:26.942	49.616	132.8	22:51.047								
	8	1	3:09.316	53.340	1:26.897	49.079	133.2	26:00.363								
	9	1	3:09.215	52.901	1:26.065	50.249	133.3	29:09.578								
	10	1	3:08.631	53.187	1:26.187	49.257	133.7	32:18.209								
	11	1	3:16.063B	52.929	1:25.083	58.051	128.6	35:34.272								
	12	1	4:45.884	2:31.949	1:25.202	48.733	88.2	40:20.156								
	13	1	3:06.046	53.077	1:24.440	48.529	135.5	43:26.202								
	14	1	3:06.516	52.881	1:25.176	48.459	135.2	46:32.718								
	15	1	3:05.839	52.632	1:24.731	48.476	135.7	49:38.557								
	16	1	3:08.043	53.121	1:26.034	48.888	134.1	52:46.600								
	17	1	3:06.780	52.680	1:24.379	49.721	135.0	55:53.380								
	18	1	3:05.317	52.394	1:24.801	48.122	136.1	58:58.697								
	19	1	3:08.844	52.249	1:26.376	50.219	133.5	1:02:07.541								
20	1	3:09.088	57.042	1:24.179	47.867	133.3	1:05:16.629									
490	Bas Koeten Racing 1.Bas BARENBRUG							BMW M3 E36 SP								
	1	1	3:36.842	1:11.921	1:32.788	52.133	114.3	3:36.842								
	2	1	3:17.262	54.874	1:31.661	50.727	127.8	6:54.104								
	3	1	3:15.607	54.099	1:30.901	50.607	128.9	10:09.711								
	4	1	3:15.898	54.057	1:30.344	51.497	128.7	13:25.609								
	5	1	3:12.610	53.235	1:29.712	49.663	130.9	16:38.219								