

Supercar Challenge - SS1-SS2-SP-BMW M2

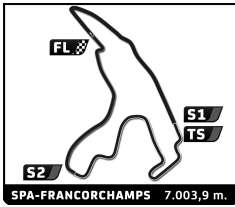
SPA RACING FESTIVAL

Free Practice 2

Sector Analysis

— Invalidated Lap ■ Personal Best ■ Session Best B Crossing the pit lane

Lap	D	Time	Sector 1	Sector 2	Sector 3	T.Spd	Elapsed	Lap	D	Time	Sector 1	Sector 2	Sector 3	T.Spd	Elapsed		
14	Ferry Monster Autosport 1.Max VEELS							BMW M2 CS M2 NL	27	JJ Motorsport - BMW Bilia Emond 1.Fred CAPRASSE							BMW M2 CS M2 BE
	1	1	3:52.867	1:34.210	1:29.481	49.176	169.3	3:52.867		10	1	2:55.895	47.855	1:22.320	45.720	221.3	41:02.153
	2	1	3:01.693	49.562	1:25.077	47.054	195.3	6:54.560		1	1	4:09.800B	1:47.751	1:27.733	54.316	211.4	4:09.800
	3	1	2:58.755	48.861	1:23.736	46.158	209.3	9:53.315		2	1	3:42.101	1:30.823	1:24.574	46.704	189.1	7:51.901
	4	1	2:57.920	48.640	1:23.374	45.906	196.7	12:51.235		3	1	3:22.858	47.874	1:49.428	45.556	234.3	11:14.759
	5	1	2:57.359	48.276	1:23.131	45.952	222.7	15:48.594		4	1	2:55.783	48.111	1:22.557	45.115	197.4	14:10.542
	6	1	2:55.606	47.757	1:22.260	45.589	215.1	18:44.200		5	1	2:56.917	49.599	1:21.326	45.992	230.3	17:07.459
	7	1	3:04.754B	47.822	1:23.414	53.518	223.1	21:48.954		6	1	2:54.937	47.555	1:21.650	45.732	211.4	20:02.396
	8	1	6:41.594B	3:32.285	1:44.109	1:25.200	110.2	28:30.548		7	1	3:50.589B	47.918	1:29.115	1:33.556	231.3	23:52.985
	9	1	8:08.820	5:57.816	1:25.335	45.669	191.8	36:39.368		8	1	11:16.310	9:09.326	1:21.654	45.330	230.3	35:09.295
	10	1	2:54.630	47.383	1:22.364	44.883	223.1	39:33.998		9	1	2:53.938	47.611	1:21.222	45.105	235.3	38:03.233
	11	1	3:01.758B	47.140	1:23.182	51.436	223.6	42:35.756		10	1	2:54.835	47.812	1:21.583	45.440	229.3	40:58.068
15	Bas Koeten Racing 1.Dirk WARMERDAM 2.Dante RAPPANGE							BMW M2 CS M2 NL	33	MV Motorsport 1.Alex BACHOURA							SP
	1	1	3:57.056	1:36.440	1:29.350	51.266	175.9	3:57.056		1	1	4:34.541	2:06.922	1:35.307	52.312	120.1	4:34.541
	2	1	2:59.745	48.540	1:24.580	46.625	216.0	6:56.801		2	1	3:19.437	56.869	1:29.808	52.760	165.1	7:53.978
	3	1	2:58.277	48.793	1:22.962	46.522	205.3	9:55.078		3	1	3:17.637	56.247	1:29.644	51.746	163.4	11:11.615
	4	1	2:57.864	48.240	1:23.956	45.668	199.3	12:52.942		4	1	3:15.430	55.603	1:28.336	51.491	177.0	14:27.045
	5	1	3:01.891	47.638	1:23.070	51.183	207.3	15:54.833		5	1	3:18.995	56.632	1:28.055	54.308	177.0	17:46.040
	6	1	2:56.556	48.527	1:22.669	45.360	209.7	18:51.389		6	1	3:27.555B	55.594	1:28.071	1:03.890	164.4	21:13.595
	7	1	2:56.145	47.734	1:23.124	45.287	205.7	21:47.534		7	1	7:04.827B	3:13.567	2:16.446	1:34.814	81.6	28:18.422
	8	1	5:09.790B	1:37.375	2:12.375	1:20.040	78.4	26:57.324		8	1	7:23.788	5:00.166	1:31.627	51.995	178.8	35:42.210
	9	1	8:38.725	6:24.797	1:26.234	47.694	201.5	35:36.049		9	1	3:17.035	56.628	1:29.823	50.584	171.4	38:59.245
	10	1	2:55.277	47.022	1:22.675	45.580	217.3	38:31.326		10	1	3:13.776	54.822	1:27.688	51.266	187.5	42:13.021
	11	1	2:55.979	47.585	1:22.931	45.463	214.3	41:27.305									
20	MV Motorsport 1.Hernan PALERMO							SP	34	JJ Motorsport 1.Giovanni SCAMARDI							BMW M2 CS M2 BE
	1	1	4:33.781	2:06.203	1:35.400	52.178	113.4	4:33.781		1	1	3:48.285	1:32.607	1:26.795	48.883	189.1	3:48.285
	2	1	3:19.700	57.152	1:28.646	53.902	176.8	7:53.481		2	1	3:01.009	49.185	1:25.588	46.236	188.8	6:49.294
	3	1	3:16.344	56.115	1:28.652	51.577	178.5	11:09.825		3	1	2:57.788	48.325	1:23.503	45.960	196.0	9:47.082
	4	1	3:16.836	56.326	1:28.583	51.927	152.5	14:26.661		4	1	2:56.384	47.822	1:22.996	45.566	210.9	12:43.466
	5	1	3:16.187	56.419	1:27.932	51.836	178.2	17:42.848		5	1	2:57.402	48.560	1:23.567	45.275	214.3	15:40.868
	6	1	3:20.800	58.459	1:29.159	53.182	115.6	21:03.648		6	1	2:55.820	47.583	1:23.269	44.968	216.0	18:36.688
	7	1	4:37.987B	56.489	1:58.745	1:42.753	175.3	25:41.635		7	1	2:56.399	47.777	1:23.326	45.296	213.4	21:33.087
	8	1	9:52.040	7:28.502	1:30.937	52.601	166.7	35:33.675		8	1	4:44.272B	1:13.056	2:09.835	1:21.381	73.6	26:17.359
	9	1	3:19.856	58.485	1:29.579	51.792	163.9	38:53.531		9	1	9:02.028	6:52.944	1:23.767	45.317	215.6	35:19.387
	10	1	3:21.634	1:00.743	1:28.971	51.920	149.0	42:15.165		10	1	2:55.358	47.607	1:22.226	45.525	226.9	38:14.745
	11	1	2:55.501	47.031	1:22.966	45.504	221.8	41:10.246									
24	Equipe Verschuur 1.Albert JOCHEMS 2.Charles ZWOLSMAN							BMW M2 CS M2 NL	35	De Vreede-De Leeuw 1.Patrick DE VREEDE 2.Rogier DE LEEUW							BMW M2 CS M2 NL
	1	1	4:38.938B	1:59.065	1:34.738	1:05.135	124.3	4:38.938		1	1	4:14.198	1:57.489	1:28.045	48.664	166.9	4:14.198
	2	1	3:47.623	1:35.445	1:24.678	47.500	192.5	8:26.561		2	1	3:04.123	50.808	1:26.057	47.258	165.4	7:18.321
	3	1	3:05.137	51.007	1:26.427	47.703	171.2	11:31.698		3	1	3:09.715B	49.899	1:25.586	54.230	172.8	10:28.036
	4	1	3:03.831	49.862	1:25.057	48.912	196.7	14:35.529		4	1	7:39.099	5:14.014	1:34.503	50.582	140.1	18:07.135
	5	1	3:05.122	50.418	1:26.210	48.494	184.3	17:40.651		5	1	3:12.493	51.663	1:28.098	52.732	181.5	21:19.628
	6	1	3:01.266	49.493	1:24.157	47.616	215.6	20:41.917		6	1	4:55.587B	1:00.463	2:21.218	1:33.906	81.0	26:15.215
	7	1	4:28.369B	50.396	1:59.869	1:38.104	187.2	25:10.286		7	1	9:45.708	7:24.040	1:32.207	49.461	189.8	36:00.923
	8	1	9:59.666	7:49.393	1:23.211	47.062	206.9	35:09.952		8	1	3:13.204	51.685	1:30.076	51.443	201.1	39:14.127
	9	1	2:56.306	48.379	1:21.992	45.935	204.2	38:06.258		9	1	3:10.444	51.654	1:29.195	49.595	202.2	42:24.571



Supercar Challenge - SS1-SS2-SP-BMW M2

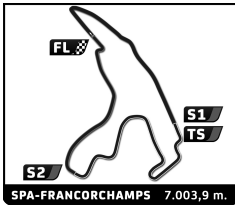
SPA RACING FESTIVAL

Free Practice 2

Sector Analysis

— Invalidated Lap ■ Personal Best ■ Session Best B Crossing the pit lane

Lap	D	Time	Sector 1	Sector 2	Sector 3	T.Spd	Elapsed	Lap	D	Time	Sector 1	Sector 2	Sector 3	T.Spd	Elapsed	
43	Niemann Autosport BMW M2 CS															
	1.Gerrit VOS M2 NL															
	1	1	3:58.760	1:18.137	1:41.222	59.401	156.3	3:58.760	1	1	5:08.207	2:51.802	1:28.498	47.907	179.4	5:08.207
	2	1	3:23.706	55.814	1:35.958	51.934	157.2	7:22.466	2	1	2:58.938	49.376	1:23.496	46.066	192.9	8:07.145
	3	1	3:14.978	53.546	1:31.089	50.343	185.2	10:37.444	3	1	3:04.271	49.750	1:26.390	48.131	142.5	11:11.416
	4	1	3:14.227	53.086	1:31.722	49.419	192.2	13:51.671	4	1	3:00.460	50.902	1:24.060	45.498	193.5	14:11.876
	5	1	3:17.731	53.023	1:33.804	50.904	172.5	17:09.402	5	1	2:58.700	49.140	1:24.506	45.054	183.4	17:10.576
	6	1	3:14.776	54.198	1:30.399	50.179	188.2	20:24.178	6	1	2:57.070	48.742	1:22.771	45.557	200.0	20:07.646
	7	1	4:35.207 B	54.287	1:49.057	1:51.863	159.5	24:59.385	7	1	3:53.520 B	47.801	1:31.890	1:33.829	210.5	24:01.166
	8	1	11:56.940	9:38.482	1:28.794	49.664	187.5	36:56.325	8	1	12:12.464	...	1:23.645	45.183	208.1	36:13.630
9	1	3:13.849	54.721	1:29.754	49.374	170.9	40:10.174	9	1	2:56.003	47.510	1:22.989	45.504	210.1	39:09.633	
10	1	3:08.521 B	50.120	1:23.890	54.511	197.4	42:18.154	10	1	3:08.521 B	50.120	1:23.890	54.511	197.4	42:18.154	
54	Bas Koeten Racing BMW M2 CS															
	1.Maxime OOSTEN M2 NL															
	1	1	3:47.138	1:31.228	1:27.672	48.238	182.7	3:47.138	1	1	3:28.838	1:01.312	1:35.420	52.106	164.1	3:28.838
	2	1	3:01.609	49.979	1:25.361	46.269	192.5	6:48.747	2	1	3:17.363	52.265	1:31.645	53.453	175.0	6:46.201
	3	1	2:56.208	47.928	1:22.812	45.468	208.1	9:44.955	3	1	3:11.371	50.993	1:30.476	49.902	198.5	9:57.572
	4	1	2:56.024	47.997	1:22.547	45.480	211.8	12:40.979	4	1	3:07.992	50.366	1:28.562	49.064	204.5	13:05.564
	5	1	2:55.683	47.883	1:22.483	45.317	210.5	15:36.662	5	1	3:05.893	50.396	1:27.818	47.979	199.3	16:11.457
	6	1	3:01.272 B	47.613	1:22.111	51.548	224.1	18:37.934	6	1	3:04.953	50.869	1:27.106	46.978	206.1	19:16.410
	7	1	10:38.304 B	7:07.285	1:46.880	1:44.139	150.2	29:16.238	7	1	3:12.191	49.981	1:25.876	56.334	204.9	22:28.601
	8	1	6:32.471 B	4:11.871	1:24.986	55.614	215.1	35:48.709	8	1	4:53.416 B	1:43.976	1:51.412	1:18.028	79.4	27:22.017
9	1	4:17.497	2:06.273	1:24.801	46.423	200.4	40:06.206	9	1	8:08.855	5:49.843	1:30.087	48.925	183.4	35:30.872	
10	1	3:05.523	49.847	1:28.036	47.640	204.9	38:36.395	10	1	3:05.523	49.847	1:28.036	47.640	204.9	38:36.395	
11	1	3:01.393	49.430	1:25.290	46.673	211.4	41:37.788	11	1	3:01.393	49.430	1:25.290	46.673	211.4	41:37.788	
55	AR Performance BMW M2 CS															
	1.Gary TERCLAVERS M2 BE															
	1	1	4:01.964	1:29.196	1:37.758	55.010	136.5	4:01.964	1	1	3:05.843	53.671	1:26.082	46.090	182.1	3:05.843
	2	1	3:15.563	54.759	1:32.516	48.288	165.6	7:17.527	2	1	2:57.180	48.601	1:23.433	45.146	203.8	6:03.023
	3	1	3:18.938 B	49.633	1:29.534	59.771	193.9	10:36.465	3	1	2:56.580	48.401	1:22.832	45.347	208.1	8:59.603
	4	1	9:45.534	7:29.020	1:28.814	47.700	177.9	20:21.999	4	1	2:55.624	48.078	1:22.642	44.904	214.3	11:55.227
	5	1	4:05.763	48.985	1:46.537	1:30.241	197.4	24:27.762	5	1	3:04.111 B	47.888	1:22.929	53.294	206.5	14:59.338
	6	1	5:02.588 B	1:42.934	2:00.547	1:19.107	78.7	29:30.350	6	1	4:06.830	1:58.372	1:23.346	45.112	209.3	19:06.168
	7	1	6:17.773	4:04.067	1:26.549	47.157	199.6	35:48.123	7	1	3:01.670	48.689	1:24.261	48.720	179.4	22:07.838
	8	1	3:07.284	51.320	1:27.190	48.774	172.8	38:55.407	8	1	5:11.560 B	1:47.052	2:08.097	1:16.411	79.2	27:19.398
9	1	3:00.917	48.686	1:25.488	46.743	217.7	41:56.324	9	1	8:04.228	5:46.649	1:28.473	49.106	184.9	35:23.626	
10	1	2:57.161	48.306	1:23.326	45.529	200.4	38:20.787	10	1	2:57.161	48.306	1:23.326	45.529	200.4	38:20.787	
11	1	3:11.867 B	47.682	1:23.568	1:00.617	198.2	41:32.654	11	1	3:11.867 B	47.682	1:23.568	1:00.617	198.2	41:32.654	
66	Xwift Racing Events BMW M2 CS															
	1.Willem MEIJER M2 NL															
	2.Lorenzo VAN RIET															
	1	1	4:18.381 B	1:55.637	1:25.769	56.975	201.5	4:18.381	1	1	4:31.881	1:57.893	1:38.400	55.588	117.3	4:31.881
	2	1	3:32.129	1:18.576	1:26.040	47.513	168.0	7:50.510	2	1	3:18.960	54.631	1:27.946	56.383	161.9	7:50.841
	3	1	2:54.239	47.266	1:21.773	45.200	215.6	10:44.749	3	1	3:09.027	52.831	1:27.672	48.524	198.9	10:59.868
	4	1	2:57.556	48.970	1:22.562	46.024	194.6	13:42.305	4	1	3:08.427	50.203	1:25.821	52.403	207.7	14:08.295
	5	1	2:54.266	47.670	1:21.793	44.803	217.7	16:36.571	5	1	3:08.010	52.479	1:25.923	49.608	199.6	17:16.305
	6	1	3:02.712 B	47.691	1:22.010	53.011	206.5	19:39.283	6	1	3:08.620	50.280	1:28.410	49.930	190.8	20:24.925
	7	1	7:26.891 B	4:00.550	2:10.629	1:15.712	68.8	27:06.174	7	1	4:21.184 B	50.261	1:49.537	1:41.386	182.1	24:46.109
8	1	8:45.043	6:34.180	1:24.806	46.057	198.2	35:51.217	8	1	11:26.328	8:57.553	1:39.414	49.361	170.9	36:12.437	
9	1	3:01.921	49.474	1:24.893	47.554	184.6	38:53.138	9	1	3:05.247	51.365	1:26.439	47.443	191.5	39:17.684	
10	1	2:57.312	48.053	1:23.668	45.591	190.5	41:50.450	10	1	3:01.274	50.069	1:24.665	46.540	193.5	42:18.958	
69	BMW Belux BMW M2 CS															
	1.Sam DEJONGHE M2 BE															
	1	1	4:18.381 B	1:55.637	1:25.769	56.975	201.5	4:18.381	1	1	4:31.881	1:57.893	1:38.400	55.588	117.3	4:31.881
	2	1	3:32.129	1:18.576	1:26.040	47.513	168.0	7:50.510	2	1	3:18.960	54.631	1:27.946	56.383	161.9	7:50.841
	3	1	2:54.239	47.266	1:21.773	45.200	215.6	10:44.749	3	1	3:09.027	52.831	1:27.672	48.524	198.9	10:59.868
	4	1	2:57.556	48.970	1:22.562	46.024	194.6	13:42.305	4	1	3:08.427	50.203	1:25.821	52.403	207.7	14:08.295
	5	1	2:54.266	47.670	1:21.793	44.803	217.7	16:36.571	5	1	3:08.010	52.479	1:25.923	49.608	199.6	17:16.305
	6	1	3:02.712 B	47.691	1:22.010	53.011	206.5	19:39.283	6	1	3:08.620	50.280	1:28.410	49.930	190.8	20:24.925
	7	1	7:26.891 B	4:00.550	2:10.629	1:15.712	68.8	27:06.174	7	1	4:21.184 B	50.261	1:49.537	1:41.386	182.1	24:46.109
	8	1	8:45.043	6:34.180	1:24.806	46.057	198.2	35:51.217	8	1	11:26.328	8:57.553	1:39.414	49.361	170.9	36:12.437
9	1	3:01.921	49.474	1:24.893	47.554	184.6	38:53.138	9	1	3:05.247	51.365	1:26.439	47.443	191.5	39:17.684	
10	1	2:57.312	48.053	1:23.668	45.591	190.5	41:50.450	10	1	3:01.274	50.069	1:24.665	46.540	193.5	42:18.958	



Supercar Challenge - SS1-SS2-SP-BMW M2

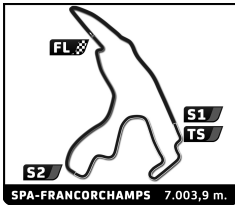
SPA RACING FESTIVAL

Free Practice 2

Sector Analysis

— Invalidated Lap ■ Personal Best ■ Session Best B Crossing the pit lane

Lap	D	Time	Sector 1	Sector 2	Sector 3	T.Spd	Elapsed	Lap	D	Time	Sector 1	Sector 2	Sector 3	T.Spd	Elapsed	
97	Belgium Racing BMW M2 CS							1.Joeri JANSSENS 2.Steven BRAMS								
	M2 BE															
	1	1	4:32.960	1:40.514	1:44.866	1:07.580	139.0		4:32.960							
	2	1	3:07.378	53.027	1:27.034	47.317	209.3		7:40.338							
	3	1	3:02.711	49.319	1:26.293	47.099	216.4		10:43.049							
	4	1	3:02.259	49.421	1:25.555	47.283	201.5		13:45.308							
	5	1	2:59.950	49.106	1:24.716	46.128	225.5		16:45.258							
	6	1	2:59.950	49.008	1:24.927	46.015	216.4		19:45.208							
	7	1	3:56.667 B	48.719	1:28.316	1:39.632	203.4		23:41.875							
	8	1	11:30.252	9:17.351	1:25.971	46.930	223.6		35:12.127							
	9	1	2:59.519	48.953	1:24.516	46.050	208.5		38:11.646							
10	1	3:07.294 B	50.099	1:24.400	52.795	170.9	41:18.940									
201	Febo Racing Team Hyundai i30N TCR							1.Dennis DE BORST 2.Stan VAN OORD								
	SS1															
	1	1	3:39.899	1:21.222	1:28.386	50.291	180.0		3:39.899							
	2	1	3:00.013	50.564	1:23.085	46.364	214.7		6:39.912							
	3	1	3:11.330 B	49.194	1:25.274	56.862	217.3		9:51.242							
	4	1	7:53.798	5:38.401	1:24.959	50.438	181.8		17:45.040							
	5	1	2:57.128	49.213	1:21.957	45.958	212.2		20:42.168							
	6	1	4:12.040	49.005	1:55.025	1:28.010	199.6		24:54.208							
	7	1	5:16.402 B	1:33.396	2:07.619	1:35.387	77.4		30:10.610							
	8	1	6:41.807	4:32.052	1:24.398	45.357	212.2		36:52.417							
	9	1	2:55.101	48.840	1:21.058	45.203	204.5		39:47.518							
10	1	2:55.728	47.931	1:23.029	44.768	217.7	42:43.246									
233	MWR Racing BMW E46 M3							1.Remco DE BEUS								
	SS1															
	1	1	4:00.152	1:32.436	1:35.171	52.545	141.9		4:00.152							
	2	1	3:09.448	53.589	1:27.376	48.483	171.7		7:09.600							
	3	1	3:03.970	50.144	1:25.950	47.876	184.3		10:13.570							
	4	1	3:07.665	51.017	1:28.052	48.596	171.7		13:21.235							
	5	1	3:04.025	50.612	1:26.325	47.088	190.1		16:25.260							
	6	1	3:05.566	50.035	1:25.927	49.604	192.5		19:30.826							
	7	1	3:38.107 B	50.997	1:26.285	1:20.825	195.7		23:08.933							
	8	1	12:54.530	...	1:28.339	48.620	177.6		36:03.463							
	9	1	3:05.732	51.292	1:26.773	47.667	179.1		39:09.195							
10	1	3:05.789	51.404	1:25.761	48.624	186.2	42:14.984									
244	Certainty Racing Audi RS3 TCR LMS							1.Tim SCHULTE 2.Paul MEIJER								
	SS1															
	1	1	3:41.108	1:23.932	1:29.316	47.860	159.8		3:41.108							
	2	1	3:00.510	50.117	1:23.926	46.467	186.2		6:41.618							
	3	1	2:56.033	48.947	1:22.082	45.004	183.7		9:37.651							
	4	1	2:54.421	48.517	1:21.288	44.616	204.9		12:32.072							
	5	1	2:55.446	49.023	1:21.718	44.705	211.4		15:27.518							
	6	1	2:52.750	47.692	1:20.310	44.748	204.9		18:20.268							
	7	1	3:05.246 B	49.487	1:21.116	54.643	215.1		21:25.514							
	8	1	6:55.427 B	3:36.488	1:48.189	1:30.750	101.7		28:20.941							
	9	1	7:18.312	4:57.218	1:29.870	51.224	172.2		35:39.253							
10	1	2:59.967	50.004	1:23.818	46.145	201.1	38:39.220									
11	1	2:59.311	49.122	1:23.515	46.674	196.7	41:38.531									
309	DayVTec BMW 240i							1.Andre SEINEN 2.Mark SEINEN								
	SS2															
	1	1	11:07.534	8:55.285	1:26.364	45.885	149.6		11:07.534							
	2	1	2:56.807	48.282	1:21.805	46.720	208.9		14:04.341							
	3	1	3:00.392	49.355	1:23.088	47.949	222.2		17:04.733							
	4	1	2:58.690	49.245	1:21.274	48.171	225.0		20:03.423							
	5	1	3:52.556 B	48.117	1:29.128	1:35.311	228.3		23:55.979							
	6	1	12:51.174	...	1:32.851	47.014	163.9		36:47.153							
	7	1	2:57.960	48.766	1:22.924	46.270	205.7		39:45.113							
	8	1	2:55.471	48.474	1:21.973	45.024	222.7		42:40.584							
	310	DayVTec BMW 240i							1.Jan-Willem VAN STEE							
SS2																
1		1	4:54.134	2:35.067	1:25.222	53.845	166.2	4:54.134								
2		1	3:08.180	52.435	1:28.053	47.692	174.8	8:02.314								
3		1	3:08.410	52.122	1:27.882	48.406	174.2	11:10.724								
4		1	3:02.685	52.728	1:23.720	46.237	191.2	14:13.409								
5		1	3:01.165	51.680	1:22.408	47.077	208.1	17:14.574								
6		1	3:01.332	49.930	1:24.806	46.596	197.1	20:15.906								
7		1	4:02.021 B	50.644	1:36.144	1:35.233	187.5	24:17.927								
8		1	11:34.040	9:25.313	1:22.374	46.353	211.8	35:51.967								
9		1	3:04.322	51.470	1:23.974	48.878	191.2	38:56.289								
10	1	3:03.156	50.736	1:23.463	48.957	209.7	41:59.445									
321	Koopman Racing BMW M4 GT4							1.Frank BROERSEN								
	SS2															
	1	1	3:46.362	1:23.108	1:33.870	49.384	158.6		3:46.362							
	2	1	3:15.498	52.207	1:33.463	49.828	162.2		7:01.860							
	3	1	3:08.904	50.675	1:29.639	48.590	163.6		10:10.764							
	4	1	3:07.751	50.892	1:28.762	48.097	174.5		13:18.515							
	5	1	3:03.971	50.028	1:26.067	47.876	208.5		16:22.486							
	6	1	3:05.966	49.632	1:27.234	49.100	199.3		19:28.452							
	7	1	3:34.117 B	50.712	1:27.527	1:15.878	186.9		23:02.569							
	8	1	12:41.925	...	1:31.967	50.439	173.9		35:44.494							
	9	1	3:06.347	50.600	1:27.531	48.216	194.6		38:50.841							
10	1	3:06.176	50.133	1:27.329	48.714	199.3	41:57.017									
323	Koopman Racing BMW M4 GT4							1.Maik BROERSEN								
	SS2															
	1	1	4:42.142	2:12.841	1:35.569	53.732	143.6		4:42.142							
	2	1	3:15.309	53.145	1:29.548	52.616	168.0		7:57.451							
	3	1	3:07.293	51.385	1:26.721	49.187	190.1		11:04.744							
	4	1	3:04.884	49.635	1:27.749	47.500	187.8		14:09.628							
	5	1	3:13.178	56.755	1:27.682	48.741	172.8		17:22.806							
	6	1	3:02.773	49.088	1:26.132	47.553	208.5		20:25.579							
	7	1	4:24.280 B	51.920	1:48.956	1:43.404	190.5		24:49.859							
	8	1	10:51.194	8:30.763	1:30.389	50.042	183.1		35:41.053							
	9	1	3:03.025	49.923	1:26.562	46.540	180.6		38:44.078							
10	1	3:01.253	49.034	1:25.640	46.579	209.7	41:45.331									



Supercar Challenge - SS1-SS2-SP-BMW M2

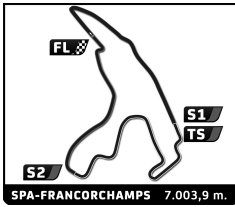
SPA RACING FESTIVAL

Free Practice 2

Sector Analysis

— Invalidated Lap ■ Personal Best ■ Session Best B Crossing the pit lane

Lap	D	Time	Sector 1	Sector 2	Sector 3	T.Spd	Elapsed	Lap	D	Time	Sector 1	Sector 2	Sector 3	T.Spd	Elapsed				
327		ProMare Racing 1.John ENGELBORGHES						Lotus Exige S2 SS2		344		DRDO 1.Theo VISSER						Lotus Elise SS2	
1	1	4:40.264	2:00.233	1:44.996	55.035	130.3	4:40.264	1	1	5:20.352	2:36.382	1:47.375	56.595	130.0	5:20.352				
2	1	3:29.308	55.674	1:38.977	54.657	158.6	8:09.572	2	1	3:34.862	1:00.404	1:40.142	54.316	154.3	8:55.214				
3	1	3:23.474	54.506	1:36.764	52.204	161.2	11:33.046	3	1	3:31.607	58.836	1:39.570	53.201	158.1	12:26.821				
4	1	3:20.472	53.267	1:35.042	52.163	186.5	14:53.518	4	1	3:35.796	58.060	1:40.079	57.657	159.5	16:02.617				
5	1	3:22.580	53.726	1:36.035	52.819	181.2	18:16.098	5	1	3:31.098	57.677	1:36.862	56.559	170.1	19:33.715				
6	1	3:26.812	57.289	1:36.848	52.675	176.5	21:42.910	6	1	4:14.264B	57.971	1:39.244	1:37.049	161.9	23:47.979				
7	1	5:13.020B	1:35.664	2:17.430	1:19.926	80.2	26:55.930	7	1	11:53.255	9:17.933	1:39.320	56.002	160.7	35:41.234				
8	1	9:29.697	6:57.716	1:38.450	53.531	172.0	36:25.627	8	1	3:31.034	59.928	1:37.224	53.882	159.1	39:12.268				
9	1	3:28.322	56.245	1:38.672	53.405	156.3	39:53.949	9	1	3:26.573	58.097	1:35.763	52.713	172.2	42:38.841				
10	1	3:35.887B	54.954	1:36.149	1:04.784	161.2	43:29.836												
333		Technova College Racing 1.Laurens DE WIT						Cupra TCR SS2		351		DRDO pb Koopman Racing 1.Peter KOELEWIJN						BMW E46 M3 SS2	
1	1	3:57.667	1:38.304	1:29.629	49.734	154.5	3:57.667	1	1	3:35.572	1:09.218	1:34.572	51.782	160.7	3:35.572				
2	1	3:01.802	49.613	1:25.360	46.829	196.0	6:59.469	2	1	3:18.030	55.404	1:31.164	51.462	181.5	6:53.602				
3	1	3:02.908	51.157	1:24.918	46.833	180.9	10:02.377	3	1	3:13.663	55.270	1:29.322	49.071	197.1	10:07.265				
4	1	2:59.347	48.949	1:23.980	46.418	198.5	13:01.724	4	1	3:10.533	53.455	1:28.556	48.522	183.4	13:17.798				
5	1	3:07.193B	48.803	1:23.294	55.096	206.9	16:08.917	5	1	3:12.714	56.134	1:28.347	48.233	200.0	16:30.512				
6	1	5:06.347	2:54.817	1:24.371	47.159	209.3	21:15.264	6	1	3:08.709	52.961	1:27.831	47.917	200.7	19:39.221				
7	1	4:32.729B	49.645	2:07.757	1:35.327	169.5	25:47.993	7	1	3:54.916B	52.108	1:27.829	1:34.979	183.4	23:34.137				
8	1	10:57.436	8:45.102	1:25.030	47.304	203.8	36:45.429	8	1	6:00.630B	2:38.068	2:01.685	1:20.877	80.7	29:34.767				
9	1	3:00.638	48.775	1:24.546	47.317	210.1	39:46.067												
10	1	3:00.309	48.902	1:25.106	46.301	211.4	42:46.376												
339		Verhulst Invest Motorsport 1.Tony VERHULST						Honda Civic TCR SS2		352		DRDO pb Koopman Racing 1.Han KIRHHOFF						BMW E46 M3 SS2	
1	1	3:29.963	1:07.606	1:31.820	50.537	146.3	3:29.963	1	1	3:36.266	1:09.969	1:34.982	51.315	155.6	3:36.266				
2	1	3:09.244	52.641	1:28.566	48.037	156.1	6:39.207	2	1	3:19.547	56.149	1:31.549	51.849	167.7	6:55.813				
3	1	3:11.454	53.979	1:28.765	48.710	164.6	9:50.661	3	1	3:12.477	54.224	1:29.128	49.125	186.9	10:08.290				
4	1	3:15.905B	50.169	1:28.054	57.682	180.9	13:06.566	4	1	3:12.256	53.856	1:29.243	49.157	158.8	13:20.546				
5	1	4:47.741	2:34.340	1:25.684	47.717	156.1	17:54.307	5	1	3:11.115	53.889	1:28.156	49.070	185.9	16:31.661				
6	1	3:20.469B	51.360	1:25.859	1:03.250	184.6	21:14.776	6	1	3:08.292	52.954	1:27.341	47.997	188.2	19:39.953				
7	1	7:11.981B	3:56.151	1:48.914	1:26.916	113.1	28:26.757	7	1	3:55.459B	51.904	1:29.015	1:34.540	175.9	23:35.412				
8	1	7:19.845	5:04.516	1:26.171	49.158	159.3	35:46.602	8	1	12:03.108	9:40.555	1:30.646	51.907	175.0	35:38.520				
9	1	3:07.704	52.171	1:26.394	49.139	182.4	38:54.306	9	1	3:08.556	52.664	1:27.573	48.319	178.8	38:47.076				
10	1	3:04.673	49.920	1:25.960	48.793	198.9	41:58.979	10	1	3:24.083B	53.883	1:28.141	1:02.059	183.7	42:11.159				
343		DRDO 1.Ton JANUS 2.Jacobo GARCIA						Cupra TCR SS2		353		DRDO pb Koopman Racing 1.Han WANNET						BMW E46 M3 SS2	
1	1	4:16.041	1:43.799	1:39.914	52.328	139.0	4:16.041	1	1	3:40.497	1:10.633	1:35.887	53.977	150.6	3:40.497				
2	1	3:15.458	54.976	1:31.635	48.847	162.7	7:31.499	2	1	3:29.446	53.963	1:37.978	57.505	190.5	7:09.943				
3	1	3:19.069B	52.671	1:29.320	57.078	168.5	10:50.568	3	1	3:19.920	53.965	1:34.023	51.932	182.4	10:29.863				
4	1	6:14.887	3:52.039	1:31.788	51.060	163.9	17:05.455	4	1	3:17.476	52.491	1:32.441	52.544	195.7	13:47.339				
5	1	3:10.133	53.380	1:29.549	47.204	166.9	20:15.588	5	1	3:25.361	56.234	1:35.703	53.424	162.2	17:12.700				
6	1	4:08.380	52.086	1:46.581	1:29.713	154.7	24:23.968	6	1	3:18.704	54.820	1:33.110	50.774	149.6	20:31.404				
7	1	4:54.132B	1:22.627	1:46.770	1:44.735	150.4	29:18.100	7	1	4:30.509B	53.102	1:57.544	1:39.863	196.7	25:01.913				
8	1	6:36.216	4:12.577	1:31.407	52.232	162.2	35:54.316	8	1	11:28.837	8:58.889	1:38.154	51.794	164.6	36:30.750				
9	1	3:12.734	53.814	1:29.155	49.765	178.5	39:07.050	9	1	3:16.832	53.002	1:32.593	51.237	173.9	39:47.582				
10	1	3:15.002	54.571	1:29.948	50.483	154.9	42:22.052	10	1	3:11.607	51.775	1:29.677	50.155	194.2	42:59.189				
354		DRDO pb Koopman Racing 1.Wessel SANDKUIJL						BMW E46 M3 SS2											



Supercar Challenge - SS1-SS2-SP-BMW M2

SPA RACING FESTIVAL

Free Practice 2

Sector Analysis

— Invalidated Lap ■ Personal Best ■ Session Best B Crossing the pit lane

Lap	D	Time	Sector 1	Sector 2	Sector 3	T.Spd	Elapsed	Lap	D	Time	Sector 1	Sector 2	Sector 3	T.Spd	Elapsed
1	1	3:40.868	1:10.904	1:36.302	53.662	154.1	3:40.868	3	1	3:27.983B	54.496	1:30.452	1:03.035	135.2	11:24.587
2	1	3:17.225	55.019	1:32.113	50.093	180.3	6:58.093	4	1	4:29.400	2:09.305	1:29.900	50.195	180.0	15:53.987
3	1	3:11.462	53.247	1:29.760	48.455	176.8	10:09.555	5	1	3:07.838	52.288	1:27.178	48.372	195.3	19:01.825
4	1	3:13.211	53.527	1:30.807	48.877	182.4	13:22.766	6	1	10:10.703B	52.452	7:33.002	1:45.249	192.5	29:12.528
5	1	3:10.255	52.468			183.1	16:33.021								
6	1	3:17.296B	52.188	1:28.742	56.366	189.1	19:50.317								
7	1	8:38.846B	5:25.344	1:48.590	1:24.912	116.5	28:29.163								
8	1	7:14.583	4:56.365	1:29.570	48.648	183.7	35:43.746								
9	1	3:11.325	53.959	1:27.134	50.232	200.7	38:55.071								
10	1	3:08.790	52.672	1:27.860	48.258	196.0	42:03.861								

355 DRDO pb Koopman Racing BMW E46 M3 SS2
1.Emile DRUMMEN

1	1	3:57.529	1:14.458	1:40.681	1:02.390	134.8	3:57.529
2	1	3:40.064	1:02.837	1:40.617	56.610	149.8	7:37.593
3	1	3:29.368	56.664	1:35.770	56.934	147.5	11:06.961
4	1	3:35.649	58.304	1:40.947	56.398	137.2	14:42.610
5	1	3:32.474	56.613	1:39.978	55.883	154.9	18:15.084
6	1	3:32.641	58.002	1:39.344	55.295	169.5	21:47.725
7	1	5:17.320B	1:40.334	2:14.438	1:22.548	84.0	27:05.045
8	1	9:48.323	7:05.083	1:45.272	57.968	144.4	36:53.368
9	1	3:34.259	59.635	1:39.351	55.273	130.4	40:27.627

356 DRDO - RofChade Racing BMW E46 M3 SS2
1.Ronald FRIEDERICH

1	1	3:58.279	1:16.882	1:41.617	59.780	157.4	3:58.279
2	1	3:30.473	1:01.795	1:35.867	52.811	169.5	7:28.752
3	1	3:20.630	54.315	1:34.138	52.177	184.0	10:49.382
4	1	3:17.924	53.814	1:31.592	52.518	195.3	14:07.306
5	1	3:17.678	53.452	1:32.546	51.680	182.4	17:24.984
6	1	3:13.255	52.942	1:30.074	50.239	201.1	20:38.239
7	1	4:40.917B	52.583	2:05.009	1:43.325	203.4	25:19.156
8	1	11:21.219	8:48.246	1:38.674	54.299	151.5	36:40.375
9	1	3:19.042	54.371	1:33.983	50.688	180.6	39:59.417
10	1	3:25.123B	52.899	1:32.027	1:00.197	195.7	43:24.540

357 Certainty Racing Team BMW E46 M3 SS2
1.Dennis V.D.LINDEN

1	1	4:46.464	2:19.513	1:34.252	52.699	153.4	4:46.464
2	1	3:19.795	56.142	1:31.365	52.288	160.7	8:06.259
3	1	3:16.614	55.646	1:30.124	50.844	158.8	11:22.873
4	1	3:11.430	53.145	1:28.805	49.480	175.6	14:34.303
5	1	3:12.654	53.815	1:29.138	49.701	175.0	17:46.957
6	1	3:10.456	54.134	1:27.581	48.741	169.3	20:57.413
7	1	4:41.479B	52.088	2:02.415	1:46.976	182.7	25:38.892
8	1	10:36.071	8:15.356	1:30.449	50.266	165.9	36:14.963
9	1	3:07.301	51.959	1:26.641	48.701	195.7	39:22.264
10	1	3:09.040	52.115	1:27.557	49.368	185.6	42:31.304

366 Xwift Racing Ligier JS2 SS2
1.Tim DE BORLE

1	1	4:38.414	2:03.589	1:39.214	55.611	122.7	4:38.414
2	1	3:18.190	54.597	1:30.714	52.879	157.0	7:56.604

401 Traxx Racing Team Peugeot RCZ Cup SP
1.Chris VOET
2.Bart VAN DEN BROECK

1	1	4:41.337	2:10.829	1:35.996	54.512	149.2	4:41.337
2	1	3:18.332	56.018	1:32.257	50.057	161.4	7:59.669
3	1	3:35.473B	54.835	1:33.262	1:07.376	159.5	11:35.142
4	1	5:55.740	3:34.778	1:30.654	50.308	164.9	17:30.882
5	1	3:13.310	53.582	1:28.991	50.737	187.5	20:44.192
6	1	4:48.315B	53.211	2:06.263	1:48.841	197.1	25:32.507
7	1	11:22.375	9:01.003	1:30.860	50.512	168.5	36:54.882
8	1	3:12.627	53.903	1:29.277	49.447	189.1	40:07.509

431 Koopman Racing BMW E46 GTR SP
1.Jos HARPER

1	1	3:59.873	1:25.856	1:34.603	59.414	172.5	3:59.873
2	1	3:19.775	56.070	1:32.374	51.331	177.0	7:19.648
3	1	3:11.441	53.536	1:29.038	48.867	172.2	10:31.089
4	1	3:12.823	52.941	1:29.594	50.288	182.1	13:43.912
5	1	3:13.758	54.570	1:29.554	49.634	181.8	16:57.670
6	1	3:14.240	53.885	1:30.036	50.319	178.2	20:11.910
7	1	4:18.648B	55.093	1:44.766	1:38.789	161.9	24:30.558
8	1	11:54.533	9:33.166	1:30.950	50.417	189.8	36:25.091
9	1	3:12.769	54.521	1:27.971	50.277	178.5	39:37.860
10	1	3:13.375	52.663	1:31.157	49.555	179.4	42:51.235

461 Zilhouette Racing Zilhouette Sport SP
1.Mark JOBST

1	1	4:44.461	2:18.311	1:33.269	52.881	153.8	4:44.461
2	1	3:17.449	55.432	1:31.005	51.012	162.2	8:01.910
3	1	3:18.264	56.521	1:30.136	51.607	135.3	11:20.174
4	1	3:11.279	54.101	1:27.667	49.511	179.1	14:31.453
5	1	3:14.283	53.525	1:27.976	52.782	169.5	17:45.736
6	1	3:07.286	52.813	1:25.469	49.004	193.2	20:53.022
7	1	4:43.663B	54.500	2:03.532	1:45.631	183.7	25:36.685
8	1	14:31.317B					40:08.002

490 Bas Koeten Racing BMW M3 E36 SP
1.Bas BARENBRUG

1	1	4:05.308	1:33.189	1:37.146	54.973	137.8	4:05.308
2	1	3:20.317	55.679	1:33.851	50.787	157.0	7:25.625
3	1	3:14.549	53.633	1:30.452	50.464	171.2	10:40.174
4	1	3:14.271	54.826	1:29.225	50.220	177.9	13:54.445
5	1	3:12.738	52.980	1:29.041	50.717	193.2	17:07.183
6	1	3:12.820	53.588	1:29.048	50.184	179.4	20:20.003
7	1	4:23.552B	54.316	1:48.915	1:40.321	184.0	24:43.555
8	1	11:24.123	9:03.006	1:30.525	50.592	166.9	36:07.678
9	1	3:11.854	53.117	1:28.865	49.872	182.4	39:19.532
10	1	3:10.545	52.820	1:28.725	49.000	185.6	42:30.077