

Supercar Challenge - SS1-SS2-SP-BMW M2

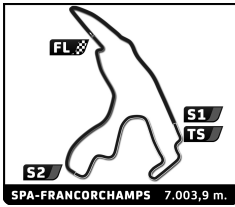
SPA RACING FESTIVAL

Free Practice

Sector Analysis

— Invalidated Lap ■ Personal Best ■ Session Best B Crossing the pit lane

Lap	D	Time	Sector 1	Sector 2	Sector 3	T.Spd	Elapsed	Lap	D	Time	Sector 1	Sector 2	Sector 3	T.Spd	Elapsed										
14	Ferry Monster Autosport BMW M2 CS 1.Max VEELS M2 NL							11	1	3:01.785	50.371	1:24.285	47.129	207.7	42:46.281										
	1	1	3:27.459	1:07.068	1:33.229	47.162	170.1									3:27.459									
	2	1	3:01.430	50.134	1:24.397	46.899	208.5									6:28.889									
	3	1	3:03.571	48.998	1:27.414	47.159	216.9									9:32.460									
	4	1	3:10.892	B 49.074	1:24.183	57.635	201.5									12:43.352									
	5	1	9:30.733	7:18.009	1:24.805	47.919	197.8									22:14.085									
	6	1	4:38.555	1:45.095	2:05.713	47.747	77.4									26:52.640									
	7	1	2:59.265	49.100	1:24.314	■ 45.851	198.2									29:51.905									
	8	1	■ 2:58.399	48.352	1:23.865	46.182	213.0									32:50.304									
	9	1	2:59.251	48.458	1:24.392	46.401	212.6									35:49.555									
	10	1	3:03.301	■ 48.316	1:24.989	49.996	204.2									38:52.856									
	11	1	3:08.494	B 48.423	■ 1:23.716	56.355	216.4									42:01.350									
15	Bas Koeten Racing BMW M2 CS 1.Dirk WARMERDAM M2 NL 2.Dante RAPPANGE							11	1	4:30.110	1:57.007	1:38.927	54.176	111.9	4:30.110										
	2	1	3:02.920	51.277	1:24.729	46.914	166.7									7:18.252									
	3	1	2:57.472	49.136	1:22.692	45.644	218.2									10:15.724									
	4	1	3:28.443	B 48.147	1:28.668	1:11.628	190.5									13:44.167									
	5	1	8:47.975	6:32.210	1:24.416	51.349	189.1									22:32.142									
	6	1	4:33.662	1:45.023	2:02.209	46.430	77.4									27:05.804									
	7	1	2:56.538	48.208	1:23.000	■ 45.330	213.0									30:02.342									
	8	1	■ 2:55.796	47.854	1:22.414	45.528	220.0									32:58.138									
	9	1	2:56.595	48.243	1:22.821	45.531	203.8									35:54.733									
	10	1	2:56.629	■ 47.779	1:23.294	45.556	228.8									38:51.362									
	11	1	2:56.057	48.261	■ 1:22.154	45.642	227.8									41:47.419									
	20	MV Motorsport SP 1.Hernan PALERMO														11	1	10:26.509	8:09.976	1:29.193	47.340	139.0	10:26.509		
2		1	4:28.208	1:57.830	1:36.824	53.554	96.7	4:28.208																	
3		1	3:18.346	58.035	1:29.031	51.280	173.6	7:46.554																	
4		1	3:25.930	B 56.080	■ 1:27.856	1:01.994	171.7	11:12.484																	
5		1	13:50.064	B ...	1:50.089	1:53.443	175.3	25:02.548																	
6		1	4:22.172	2:00.402	1:29.345	52.425	178.8	29:24.720																	
7		1	3:18.329	56.839	1:29.750	51.740	179.1	32:43.049																	
8		1	3:16.640	57.046	1:28.124	51.470	177.6	35:59.689																	
9		1	■ 3:15.598	56.226	1:28.420	■ 50.952	178.5	39:15.287																	
10		1	3:18.687	■ 55.905	1:29.315	53.467	179.7	42:33.974																	
24		Equipe Verschuur BMW M2 CS 1.Albert JOCHEMS M2 NL 2.Charles ZWOLSMAN							11	1	5:36.162	3:06.863	1:34.881	54.418	156.5									5:36.162	
		2	1	3:58.570	1:32.028	1:34.322	52.220	120.3																	3:58.570
	3	1	3:06.103	53.184	1:25.826	47.093	174.8	7:04.673																	
	4	1	■ 3:00.384	49.484	■ 1:23.832	47.068	180.3	10:05.057																	
	5	1	3:29.992	B 49.407	1:26.108	1:14.477	194.9	13:35.049																	
	6	1	9:17.348	6:46.793	1:27.227	1:03.328	198.9	22:52.397																	
	7	1	4:32.697	1:46.454	1:56.565	49.678	72.6	27:25.094																	
	8	1	3:09.628	51.942	1:28.639	49.047	173.6	30:34.722																	
	9	1	3:04.726	50.471	1:26.714	47.541	185.2	33:39.448																	
	10	1	3:03.264	50.303	1:25.927	■ 47.034	189.5	36:42.712																	
	11	1	3:01.784	50.332	1:24.249	47.203	200.7	39:44.496																	
	27	JJ Motorsport - BMW Bilia Emond BMW M2 CS 1.Fred CAPRASSE M2 BE														11	1	6:43.181	B 4:00.740	1:31.749	1:10.692	150.0	6:43.181		
2		1	3:46.965	1:34.889	1:25.909	46.167	183.7	10:30.146																	
3		1	3:53.768	B 48.939	1:36.787	1:28.042	222.2	14:23.914																	
4		1	7:54.705	B 5:37.484	■ 1:22.837	54.384	221.3	22:18.619																	
5		1	5:24.015	B 2:27.881	2:02.356	53.778	79.8	27:42.634																	
6		1	3:14.493	1:05.007	1:23.780	■ 45.706	219.5	30:57.127																	
7		1	2:59.195	48.774	1:23.490	46.931	217.7	33:56.322																	
8		1	■ 2:57.807	■ 48.557	1:23.540	45.710	210.1	36:54.129																	
9		1	2:58.793	49.228	1:23.703	45.862	208.5	39:52.922																	
10		1	2:58.011	48.910	1:23.297	45.804	229.3	42:50.933																	
33		MV Motorsport SP 1.Alex BACHOURA							11	1	3:20.430	57.113	1:30.999	52.318	177.0									7:50.540	
		2	1	3:32.708	B 57.501	1:29.087	1:06.120	176.8																	11:23.248
	3	1	13:31.604	9:57.056	1:50.748	1:43.800	174.5	24:54.852																	
	4	1	3:50.241	1:24.549	1:31.257	54.435	173.4	28:45.093																	
	5	1	3:23.864	58.040	1:30.910	54.914	174.5	32:08.957																	
	6	1	3:19.226	56.710	1:29.914	52.602	182.4	35:28.183																	
	7	1	3:19.250	■ 56.590	1:29.552	53.108	176.5	38:47.433																	
	8	1	■ 3:17.616	56.970	■ 1:29.000	■ 51.646	183.4	42:05.049																	
	34	JJ Motorsport BMW M2 CS 1.Giovanni SCAMARDI M2 BE														11	1	3:09.057	51.178	1:27.861	50.018	191.5	41:24.556		
		2	1	10:26.509	8:09.976	1:29.193	47.340	139.0																	10:26.509
		3	1	3:52.077	B 49.811	1:36.273	1:25.993	192.2																	14:18.586
		4	1	7:49.305	5:38.868	1:24.290	■ 46.147	208.9																	22:07.891
5		1	4:38.088	1:39.191	2:12.357	46.540	76.4	26:45.979																	
6		1	3:01.001	48.804	1:25.689	46.508	188.2	29:46.980																	
7		1	3:00.195	48.845	1:24.747	46.603	208.5	32:47.175																	
8		1	3:00.293	49.552	1:24.496	46.245	217.3	35:47.468																	
9		1	■ 2:58.822	■ 48.538	■ 1:23.784	46.500	216.0	38:46.290																	
10		1	3:00.175	48.652	1:24.499	47.024	208.5	41:46.465																	
35		De Vreede-De Leeuw BMW M2 CS 1.Patrick DE VREEDE M2 NL 2.Rogier DE LEEUW							11	1	3:19.285	55.637	1:31.729	51.919	161.7									8:55.447	
		2	1	3:22.407	B 52.737	1:29.231	1:00.439	174.2																	12:17.854
	3	1	12:20.696	8:58.258	1:50.706	1:31.732	157.7	24:38.550																	
	4	1	3:59.686	1:33.520	1:34.538	51.628	149.2	28:38.236																	
	5	1	3:16.677	52.854	1:30.149	53.674	177.0	31:54.913																	
	6	1	3:11.833	52.681	1:29.248	49.904	178.5	35:06.746																	
	7	1	■ 3:08.753	■ 50.903	1:28.670	■ 49.180	187.2	38:15.499																	
	8	1	3:09.057	51.178	■ 1:27.861	50.018	191.5	41:24.556																	



Supercar Challenge - SS1-SS2-SP-BMW M2

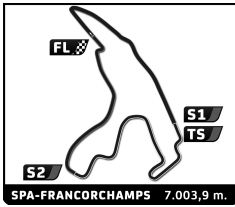
SPA RACING FESTIVAL

Free Practice

Sector Analysis

— Invalidated Lap ■ Personal Best ■ Session Best B Crossing the pit lane

Lap	D	Time	Sector 1	Sector 2	Sector 3	T.Spd	Elapsed	Lap	D	Time	Sector 1	Sector 2	Sector 3	T.Spd	Elapsed				
43		Niemann Autosport 1.Gerrit VOS						BMW M2 CS M2 NL		69		BMW Belux 1.Sam DEJONGHE						BMW M2 CS M2 BE	
1	1	6:05.361	3:29.189	1:39.969	56.203	143.4	6:05.361	1	1	3:53.946	1:35.540	1:29.365	49.041	153.8	3:53.946				
2	1	3:29.792	57.566	1:37.337	54.889	145.2	9:35.153	2	1	3:06.578	52.099	1:27.393	47.086	186.2	7:00.524				
3	1	3:50.032	B 55.724	1:32.380	1:21.928	153.2	13:25.185	3	1	3:00.902	50.190	1:23.926	46.786	195.3	10:01.426				
4	1	10:09.900	7:08.850	1:32.482	1:28.568	161.7	23:35.085	4	1	3:25.519	B 49.350	1:27.502	1:08.667	199.3	13:26.945				
5	1	4:28.217	1:48.634	1:47.797	51.786	80.5	28:03.302	5	1	9:11.192	6:50.832	1:27.127	53.233	175.6	22:38.137				
6	1	3:22.577	54.421	1:35.427	52.729	161.7	31:25.879	6	1	4:32.467	1:48.004	1:58.333	46.130	78.4	27:10.604				
7	1	3:16.742	54.853	1:30.416	51.473	161.9	34:42.621	7	1	2:58.952	48.822	1:24.235	45.895	189.5	30:09.556				
8	1	3:18.852	56.000	1:32.079	50.773	166.7	38:01.473	8	1	2:56.985	47.999	1:22.877	46.109	198.5	33:06.541				
9	1	3:15.478	54.764	1:30.297	50.417	172.5	41:16.951	9	1	2:57.007	48.343	1:22.813	45.851	206.9	36:03.548				
								10	1	2:56.941	48.882	1:22.518	45.541	208.1	39:00.489				
								11	1	3:05.890	B 48.561	1:23.022	54.307	208.1	42:06.379				
54		Bas Koeten Racing 1.Maxime OOSTEN						BMW M2 CS M2 NL		72		Blueberry Racing 1.Dick VAN ELK						BMW M2 CS M2 NL	
1	1	3:41.290	1:23.380	1:31.037	46.873	160.5	3:41.290	1	1	3:51.987	1:20.085	1:39.471	52.431	126.5	3:51.987				
2	1	3:00.308	50.263	1:24.064	45.981	203.8	6:41.598	2	1	3:19.087	55.648	1:33.223	50.216	166.9	7:11.074				
3	1	2:58.772	49.398	1:23.610	45.764	202.2	9:40.370	3	1	3:11.506	52.891	1:29.118	49.497	186.2	10:22.580				
4	1	3:17.668	B 48.937	1:24.159	1:04.572	190.8	12:58.038	4	1	3:58.415	B 51.758	1:39.487	1:27.170	177.9	14:20.995				
5	1	9:32.304	7:16.653	1:25.518	50.133	201.1	22:30.342	5	1	7:54.126	5:31.544	1:30.022	52.560	190.5	22:15.121				
6	1	4:34.758	1:45.014	2:03.116	46.628	77.8	27:05.100	6	1	4:46.100	1:46.457	2:08.569	51.074	80.9	27:01.221				
7	1	2:57.802	47.931	1:24.534	45.337	200.4	30:02.902	7	1	3:12.311	51.101	1:30.687	50.523	207.7	30:13.532				
8	1	2:56.170	47.597	1:23.190	45.383	203.8	32:59.072	8	1	3:20.148	B 51.708	1:28.418	1:00.022	179.4	33:33.680				
9	1	2:55.235	47.237	1:22.412	45.586	220.0	35:54.307	9	1	4:10.931	1:41.140	1:41.393	48.398	178.8	37:44.611				
10	1	2:56.030	47.245	1:22.711	46.074	223.1	38:50.337	10	1	3:03.661	50.103	1:25.797	47.761	189.1	40:48.272				
11	1	2:56.849	47.214	1:22.987	46.648	220.0	41:47.186												
55		AR Performance 1.Gary TERCLAVERS						BMW M2 CS M2 BE		73		Blueberry Racing 1.Berry VAN ELK						BMW M2 CS M2 NL	
1	1	7:15.989	4:53.940	1:30.555	51.494	145.4	7:15.989	1	1	3:14.757	1:00.742	1:26.703	47.312	168.5	3:14.757				
2	1	3:15.156	55.827	1:30.953	48.376	149.0	10:31.145	2	1	2:59.004	49.753	1:23.753	45.498	194.9	6:13.761				
3	1	3:55.792	B 50.226	1:36.094	1:29.472	175.9	14:26.937	3	1	2:58.209	49.324	1:23.324	45.561	182.4	9:11.970				
4	1	8:00.199	5:38.538	1:30.591	51.070	148.8	22:27.136	4	1	3:15.109	B 48.531	1:23.034	1:03.544	202.2	12:27.079				
5	1	4:37.327	1:42.523	2:06.550	48.254	75.3	27:04.463	5	1	9:30.138	7:21.583	1:22.730	45.825	210.5	21:57.217				
6	1	3:10.585	51.189	1:29.840	49.556	172.5	30:15.048	6	1	4:41.094	1:40.245	2:10.144	50.705	76.2	26:38.311				
7	1	3:08.181	50.861	1:28.667	48.653	170.3	33:23.229	7	1	2:58.141	49.086	1:23.695	45.360	184.6	29:36.452				
8	1	3:05.751	50.176	1:27.442	48.133	183.4	36:28.980	8	1	2:56.741	48.275	1:23.244	45.222	194.9	32:33.193				
9	1	3:03.838	49.413	1:26.569	47.856	185.2	39:32.818	9	1	2:56.473	48.162	1:22.951	45.360	198.2	35:29.666				
10	1	3:06.117	49.937	1:26.721	49.459	193.2	42:38.935	10	1	2:58.039	49.550	1:23.013	45.476	169.3	38:27.705				
								11	1	2:57.415	49.056	1:22.709	45.650	194.2	41:25.120				
66		Xwift Racing Events 1.Willem MEIJER 2.Lorenzo VAN RIET						BMW M2 CS M2 NL		74		Ferry Monster Autosport 1.Jayden POST						BMW M2 CS M2 NL	
1	1	3:34.220	1:19.586	1:28.386	46.248	173.4	3:34.220	1	1	4:38.404	2:20.729	1:29.882	47.793	173.1	4:38.404				
2	1	2:58.127	49.191	1:23.655	45.281	201.9	6:32.347	2	1	3:01.935	49.345	1:25.789	46.801	179.1	7:40.339				
3	1	2:55.522	47.895	1:22.457	45.170	210.9	9:27.869	3	1	3:01.700	49.022	1:25.882	46.796	182.1	10:42.039				
4	1	3:13.873	B 47.602	1:24.803	1:01.468	203.4	12:41.742	4	1	3:54.819	B 48.880	1:33.722	1:32.217	192.5	14:36.858				
5	1	16:11.001	...	1:23.213	45.596	214.3	28:52.743	5	1	7:53.491	B 5:30.959	1:26.530	56.002	175.0	22:30.349				
6	1	2:58.176	47.800	1:22.212	48.164	220.0	31:50.919	6	1	5:20.122	2:54.213	1:39.183	46.726	76.2	27:50.471				
7	1	2:55.140	47.250	1:22.214	45.676	231.3	34:46.059	7	1	3:01.490	49.293	1:25.419	46.778	186.5	30:51.961				
8	1	2:56.143	47.400	1:22.115	46.628	216.0	37:42.202	8	1	2:59.410	48.430	1:24.742	46.238	204.2	33:51.371				
9	1	2:54.741	47.401	1:21.796	45.544	232.3	40:36.943	9	1	3:00.461	49.078	1:24.716	46.667	210.1	36:51.832				



Supercar Challenge - SS1-SS2-SP-BMW M2

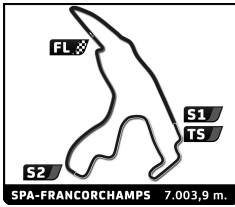
SPA RACING FESTIVAL

Free Practice

Sector Analysis

— Invalidated Lap ■ Personal Best ■ Session Best B Crossing the pit lane

Lap	D	Time	Sector 1	Sector 2	Sector 3	T.Spd	Elapsed	Lap	D	Time	Sector 1	Sector 2	Sector 3	T.Spd	Elapsed	
77	JJ Motorsport BMW M2 CS															
	1.John VAN DER SLOOT M2 NL															
	2.Sandra VAN DER SLOOT															
	1	1	5:34.597	3:11.040	1:33.846	49.711	163.4	5:34.597	4	1	4:35.897	1:46.515	2:00.681	48.701	78.7	27:29.701
	2	1	3:09.372	51.913	1:29.791	47.668	170.1	8:43.969	5	1	3:09.162	51.116	1:29.498	48.548	162.7	30:38.863
	3	1	3:15.397 B	51.578	1:27.573	56.246	180.9	11:59.366	6	1	3:07.017	50.647	1:28.528	47.842	169.5	33:45.880
	4	1	12:29.663	9:11.231	1:48.010	1:30.422	157.2	24:29.029	7	1	3:07.338	50.375	1:27.879	49.084	166.7	36:53.218
	5	1	3:56.442	1:34.690	1:30.645	51.107	177.6	28:25.471	8	1	3:10.643	52.580	1:29.729	48.334	166.9	40:03.861
	6	1	3:10.970	51.565	1:30.209	49.196	174.5	31:36.441								
	7	1	3:09.742	50.917	1:29.587	49.238	185.9	34:46.183								
8	1	3:21.871 B	52.355	1:30.046	59.470	177.3	38:08.054									
9	1	3:45.128 B	1:09.669	1:34.219	1:01.240	125.0	41:53.182									
97	Belgium Racing BMW M2 CS															
	1.Joeri JANSSENS M2 BE															
	2.Steven BRAMS															
	1	1	4:33.119	2:06.476	1:37.243	49.400	174.5	4:33.119								
	2	1	3:04.254	51.022	1:25.193	48.039	213.0	7:37.373								
	3	1	3:01.701	49.878	1:24.558	47.265	211.8	10:39.074								
	4	1	3:52.184 B	49.862	1:31.235	1:31.087	209.7	14:31.258								
	5	1	9:00.961	6:06.503	1:27.708	1:26.750	201.1	23:32.219								
	6	1	4:28.422 B	1:45.989	1:46.845	55.588	74.7	28:00.641								
	7	1	5:36.264	3:07.991	1:38.145	50.128	216.9	33:36.905								
8	1	3:06.864	51.102	1:26.575	49.187	196.4	36:43.769									
9	1	3:02.083	49.723	1:25.176	47.184	193.5	39:45.852									
10	1	3:01.129	49.548	1:24.783	46.798	214.3	42:46.981									
201	Febo Racing Team Hyundai i30N TCR															
	1.Dennis DE BORST SS1															
	2.Stan VAN OORD															
	1	1	3:35.740	1:18.020	1:31.125	46.595	170.3	3:35.740								
	2	1	3:12.303 B	49.653	1:23.887	58.763	197.8	6:48.043								
	3	1	4:50.034	2:38.099	1:24.425	47.510	211.4	11:38.077								
	4	1	3:51.712 B	1:06.383	1:38.243	1:07.086	142.7	15:29.789								
	5	1	6:32.583	4:23.760	1:23.064	45.759	197.1	22:02.372								
	6	1	4:35.261	1:36.515	2:11.238	47.508	74.3	26:37.633								
	7	1	2:56.808	49.026	1:22.541	45.241	216.9	29:34.441								
8	1	2:56.243	48.985	1:22.091	45.167	203.4	32:30.684									
9	1	2:58.024	49.459	1:21.779	46.786	200.7	35:28.708									
10	1	2:55.988	49.428	1:21.447	45.113	210.5	38:24.696									
11	1	2:57.291	48.941	1:22.347	46.003	207.3	41:21.987									
202	Domec Racing RXC Spyder															
	1.Nagy KABAZ SS1															
	1	1	5:47.656	3:12.240	1:39.710	55.706	132.4	5:47.656								
	2	1	3:23.125	59.049	1:32.638	51.438	150.0	9:10.781								
	3	1	10:13.767 B	53.688	7:53.026	1:27.053	157.4	19:24.548								
	4	1	9:11.568 B	5:57.328	1:58.403	1:15.837	76.1	28:36.116								
	233	MWR Racing BMW E46 M3														
		1.Remco DE BEUS SS1														
		1	1	9:31.238 B	6:56.646	1:36.123	58.469	138.1	9:31.238							
		2	1	5:17.891 B	2:09.838	1:38.307	1:29.746	181.5	14:49.129							
3		1	8:04.675	5:29.999	1:30.123	1:04.553	161.9	22:53.804								
244		Certainty Racing Audi RS3 TCR LMS														
		1.Tim SCHULTE SS1														
		2.Paul MEIJER														
		1	1	3:52.177	1:24.591	1:36.506	51.080	137.6	3:52.177							
		2	1	3:09.316	51.668	1:27.182	50.466	191.8	7:01.493							
	3	1	3:06.557	51.733	1:27.557	47.267	182.4	10:08.050								
	4	1	3:31.885 B	51.966	1:29.806	1:10.113	191.8	13:39.935								
	5	1	8:38.550	6:21.636	1:26.772	50.142	171.4	22:18.485								
	6	1	4:40.351	1:45.038	2:07.320	47.993	80.3	26:58.836								
	7	1	3:03.054	50.741	1:25.248	47.065	194.9	30:01.890								
8	1	3:03.729	51.042	1:25.295	47.392	208.1	33:05.619									
9	1	3:02.200	51.048	1:24.850	46.302	184.6	36:07.819									
10	1	3:00.802	49.334	1:25.043	46.425	186.5	39:08.621									
11	1	3:01.257	50.053	1:24.565	46.639	204.5	42:09.878									
309	DayVTec BMW 240i															
	1.Andre SEINEN SS2															
	2.Mark SEINEN															
	1	1	13:29.410 B	...	1:28.367	1:10.175	186.2	13:29.410								
	2	1	10:35.860	7:36.382	1:29.694	1:29.784	220.4	24:05.270								
	3	1	4:06.869	1:43.808	1:32.714	50.347	81.9	28:12.139								
	4	1	3:02.009	50.432	1:25.309	46.268	178.8	31:14.148								
	5	1	3:00.028	50.102	1:23.144	46.782	177.9	34:14.176								
	6	1	2:56.643	48.847	1:21.918	45.878	196.4	37:10.819								
	7	1	2:58.172	49.475	1:22.403	46.294	214.3	40:08.991								
310	DayVTec BMW 240i															
	1.Jan-Willem VAN STEE SS2															
	1	1	4:08.208	1:42.494	1:32.340	53.374	150.0	4:08.208								
	2	1	3:10.829	53.361	1:28.578	48.890	171.7	7:19.037								
	3	1	3:14.326	53.358	1:32.207	48.761	142.9	10:33.363								
	4	1	3:56.274 B	50.409	1:34.913	1:30.952	193.2	14:29.637								
	5	1	9:39.041	6:38.772	1:30.221	1:30.048	197.4	24:08.678								
	6	1	4:08.273	1:44.130	1:32.969	51.174	76.9	28:16.951								
	7	1	3:04.168	51.218	1:25.171	47.779	198.5	31:21.119								
	8	1	3:04.516	50.852	1:25.262	48.402	205.3	34:25.635								
9	1	3:03.964	50.159	1:27.059	46.746	173.9	37:29.599									
10	1	3:02.300	51.688	1:24.076	46.536	197.8	40:31.899									
321	Koopman Racing BMW M4 GT4															
	1.Frank BROERSEN SS2															
	1	1	4:53.042	2:22.007	1:37.813	53.222	137.1	4:53.042								
	2	1	3:15.957	53.493	1:32.028	50.436	162.9	8:08.999								
	3	1	3:13.770	52.247	1:30.664	50.859	170.6	11:22.769								
	4	1	4:04.412 B	58.724	1:51.650	1:14.038	144.6	15:27.181								
	5	1	8:27.585	5:21.287	1:36.770	1:29.528	175.0	23:54.766								
	6	1	4:21.664	1:41.898	1:44.562	55.204	85.8	28:16.430								
	7	1	3:18.031	54.298	1:32.999	50.734	158.1	31:34.461								
	8	1	3:15.475	51.795	1:33.178	50.502	176.2	34:49.936								



Supercar Challenge - SS1-SS2-SP-BMW M2

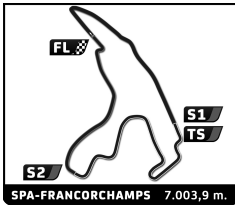
SPA RACING FESTIVAL

Free Practice

Sector Analysis

— Invalidated Lap ■ Personal Best ■ Session Best B Crossing the pit lane

Lap	D	Time	Sector 1	Sector 2	Sector 3	T.Spd	Elapsed	Lap	D	Time	Sector 1	Sector 2	Sector 3	T.Spd	Elapsed	
9	1	3:12.458	51.002	1:31.210	50.246	165.6	38:02.394									
10	1	3:08.702	50.806	1:29.218	48.678	184.9	41:11.096									
323		Koopman Racing						BMW M4 GT4								
		1.Maik BROERSEN						SS2								
1	1	10:19.692	7:53.968	1:34.425	51.299	119.5	10:19.692									
2	1	3:55.925	B 50.699	1:40.900	1:24.326	186.2	14:15.617									
3	1	9:44.687	6:37.644	1:35.861	1:31.182	182.7	24:00.304									
4	1	4:09.998	1:42.960	1:36.620	50.418	79.9	28:10.302									
5	1	3:08.134	50.612	1:29.392	48.130	183.1	31:18.436									
6	1	3:09.254	50.550	1:27.799	50.905	185.2	34:27.690									
7	1	3:06.345	50.149	1:27.942	48.254	181.8	37:34.035									
8	1	3:03.884	49.747	1:25.852	48.285	188.2	40:37.919									
327		ProMare Racing						Lotus Exige S2								
		1.John ENGELBORGHES						SS2								
1	1	7:09.645	4:35.107	1:41.035	53.503	157.2	7:09.645									
2	1	4:08.651	B 1:05.293	1:48.225	1:15.133	118.2	11:18.296									
3	1	12:22.137	9:17.437	1:36.059	1:28.641	174.2	23:40.433									
4	1	4:28.875	1:46.042	1:48.825	54.008	75.1	28:09.308									
5	1	3:28.180	56.108	1:36.267	55.805	150.8	31:37.488									
6	1	3:22.902	54.766	1:36.112	52.024	168.0	35:00.390									
7	1	3:22.214	53.119	1:36.648	52.447	172.8	38:22.604									
8	1	3:37.874	B 55.958	1:36.782	1:05.134	167.7	42:00.478									
333		Technova College Racing						Cupra TCR								
		1.Laurens DE WIT						SS2								
1	1	4:10.801	1:54.964	1:27.587	48.250	182.1	4:10.801									
2	1	3:02.950	52.360	1:24.031	46.559	173.1	7:13.751									
3	1	2:59.479	49.813	1:23.423	46.243	197.1	10:13.230									
4	1	3:28.339	B 49.191	1:29.425	1:09.723	172.2	13:41.569									
5	1	8:49.563	6:33.930	1:25.052	50.581	195.7	22:31.132									
6	1	4:36.183	1:45.306	2:04.042	46.835	80.4	27:07.315									
7	1	3:01.150	48.836	1:26.164	46.150	172.5	30:08.465									
8	1	2:57.449	48.412	1:22.972	46.065	204.2	33:05.914									
9	1	2:58.616	49.123	1:23.415	46.078	188.8	36:04.530									
10	1	2:57.721	48.583	1:22.951	46.187	194.2	39:02.251									
11	1	2:57.902	48.738	1:22.876	46.288	211.8	42:00.153									
339		Verhulst Invest Motorsport						Honda Civic TCR								
		1.Tony VERHULST						SS2								
1	1	4:13.531	1:49.272	1:32.721	51.538	152.1	4:13.531									
2	1	3:11.888	53.395	1:29.346	49.147	140.1	7:25.419									
3	1	3:10.264	51.571	1:29.557	49.136	158.8	10:35.683									
4	1	3:59.105	B 53.605	1:34.599	1:30.901	180.0	14:34.788									
5	1	8:15.907	5:41.786	1:30.446	1:03.675	164.1	22:50.695									
6	1	4:33.164	1:43.847	1:59.508	49.809	81.9	27:23.859									
7	1	3:09.177	51.988	1:27.834	49.355	174.5	30:33.036									
8	1	3:11.063	51.310	1:30.106	49.647	184.0	33:44.099									
9	1	3:07.233	50.985	1:28.161	48.087	170.6	36:51.332									
10	1	3:14.741	53.035	1:32.189	49.517	151.9	40:06.073									
343		DRDO						Cupra TCR								
		1.Ton JANUS						SS2								
		2.Jacobo GARCIA														
1	1	5:26.610	2:49.213	1:38.815	58.582	140.6	5:26.610									
2	1	3:31.586	57.914	1:38.078	55.594	164.1	8:58.196									
3	1	3:41.546	B 56.197	1:31.830	1:13.519	158.1	12:39.742									
4	1	11:24.579	8:14.795	1:37.510	1:32.274	153.0	24:04.321									
5	1	4:23.086	1:42.882	1:39.487	1:00.717	76.7	28:27.407									
6	1	3:29.488	56.544	1:36.723	56.221	145.4	31:56.895									
7	1	3:16.784	54.915	1:30.113	51.756	166.2	35:13.679									
8	1	3:16.997	54.335	1:29.882	52.780	180.0	38:30.676									
9	1	3:16.289	53.978	1:30.294	52.017	174.5	41:46.965									
344		DRDO						Lotus Elise								
		1.Theo VISSER						SS2								
1	1	4:45.377	1:56.376	1:50.377	58.624	112.7	4:45.377									
2	1	3:38.686	1:02.284	1:41.207	55.195	130.8	8:24.063									
3	1	3:31.772	58.435	1:38.442	54.895	145.0	11:55.835									
4	1	4:24.096	B 1:14.264	1:57.619	1:12.213	121.5	16:19.931									
5	1	10:21.846	B 3:44.193	5:32.717	1:04.936	136.0	26:41.777									
6	1	8:36.143	5:57.370	1:41.727	57.046	154.3	35:17.920									
7	1	3:43.085	1:01.892	1:44.662	56.531	139.2	39:01.005									
8	1	3:38.657	1:00.267	1:40.839	57.551	155.2	42:39.662									
351		DRDO pb Koopman Racing						BMW E46 M3								
		1.Peter KOELEWIJN						SS2								
1	1	4:00.170	1:22.406	1:41.363	56.401	141.7	4:00.170									
2	1	3:26.820	1:02.866	1:32.042	51.912	155.4	7:26.990									
3	1	3:14.376	55.002	1:29.003	50.371	184.0	10:41.366									
4	1	4:03.734	B 54.204	1:41.208	1:28.322	185.9	14:45.100									
5	1	9:00.728	6:01.418	1:30.456	1:28.854	192.5	23:45.828									
6	1	4:13.066	1:43.204	1:40.291	49.571	74.7	27:58.894									
7	1	3:11.338	53.808	1:28.645	48.885	187.2	31:10.232									
8	1	3:10.308	52.956	1:28.348	49.004	189.5	34:20.540									
9	1	3:38.026	B 53.632	1:37.073	1:07.321	161.7	37:58.566									
352		DRDO pb Koopman Racing						BMW E46 M3								
		1.Han KIRHHOFF						SS2								
1	1	3:55.069	1:21.473	1:38.770	54.826	122.6	3:55.069									
2	1	3:20.344	57.718	1:30.678	51.948	163.9	7:15.413									
3	1	3:19.313	55.462	1:31.473	52.378	150.6	10:34.726									
4	1	4:05.272	B 55.872	1:38.852	1:30.548	158.4	14:39.998									
5	1	7:48.927	5:24.864	1:30.461	53.602	149.4	22:28.925									
6	1	4:39.399	1:42.636	2:06.006	50.757	81.7	27:08.324									
7	1	3:14.032	53.945	1:29.495	50.592	178.2	30:22.356									
8	1	3:13.833	53.646	1:29.834	50.353	164.6	33:36.189									
9	1	3:13.155	53.543	1:28.862	50.750	168.0	36:49.344									
10	1	3:13.987	53.835	1:29.749	50.403	166.7	40:03.331									
353		DRDO pb Koopman Racing						BMW E46 M3								
		1.Han WANNET						SS2								
1	1	4:11.622	1:36.933	1:39.594	55.095	137.2	4:11.622									



Supercar Challenge - SS1-SS2-SP-BMW M2

SPA RACING FESTIVAL

Free Practice

Sector Analysis

— Invalidated Lap ■ Personal Best ■ Session Best B Crossing the pit lane

Lap	D	Time	Sector 1	Sector 2	Sector 3	T.Spd	Elapsed	Lap	D	Time	Sector 1	Sector 2	Sector 3	T.Spd	Elapsed
2	1	3:28.133	59.556	1:33.985	54.592	164.6	7:39.755	5	1	8:21.834	5:16.635	1:35.666	1:29.533	166.4	23:56.066
3	1	3:21.501	55.961	1:33.002	52.538	166.2	11:01.256	6	1	4:19.225	1:41.639	1:43.554	54.032	86.5	28:15.291
4	1	4:19.651 B	56.845	2:08.101	1:14.705	122.4	15:20.907	7	1	3:17.311	54.326	1:31.994	50.991	177.9	31:32.602
5	1	7:26.706	4:50.745	1:34.343	1:01.618	178.8	22:47.613	8	1	3:19.335	55.433	1:31.929	51.973	166.7	34:51.937
6	1	4:34.326	1:40.844	2:01.366	52.116	86.0	27:21.939	9	1	3:14.682	53.818	1:29.989	50.875	165.9	38:06.619
7	1	3:20.043	53.935	1:35.010	51.098	163.4	30:41.982	10	1	3:12.033	53.623	1:28.654	49.756	182.1	41:18.652
8	1	3:17.503	53.047	1:32.229	52.227	188.8	33:59.485								
9	1	3:17.563	52.891	1:32.962	51.710	181.5	37:17.048								
10	1	3:14.420	53.226	1:30.931	50.263	187.8	40:31.468								

354 DRDO pb Koopman Racing BMW E46 M3 SS2
1.Wessel SANDKUIJL

1	1	4:36.496	2:03.702	1:39.599	53.195	132.8	4:36.496
2	1	3:27.665 B	55.151	1:33.489	59.025	161.0	8:04.161
3	1	3:37.535	1:15.094			168.2	11:41.696
4	1	4:15.576 B	1:16.783	1:48.269	1:10.524	108.0	15:57.272
5	1	6:51.357	4:16.001	1:33.331	1:02.025	170.6	22:48.629
6	1	4:32.075	1:42.451	1:59.971	49.653	78.7	27:20.704
7	1	3:15.463	52.958	1:32.493	50.012	174.8	30:36.167
8	1	3:12.691	52.774	1:30.491	49.426	185.2	33:48.858
9	1	3:12.063	54.025	1:29.216	48.822	182.4	37:00.921
10	1	3:10.675	52.964	1:29.524	48.187	192.2	40:11.596

355 DRDO pb Koopman Racing BMW E46 M3 SS2
1.Emile DRUMMEN

1	1	5:08.715	2:20.839	1:47.681	1:00.195	142.3	5:08.715
2	1	3:33.315	1:00.088	1:37.872	55.355	152.3	8:42.030
3	1	3:48.739 B	59.298	1:37.709	1:11.732	159.8	12:30.769
4	1	11:31.275	8:18.451	1:41.469	1:31.355	158.1	24:02.044
5	1	4:24.033	1:43.318	1:40.042	1:00.673	85.6	28:26.077
6	1	3:32.834	57.399	1:36.735	58.700	148.8	31:58.911
7	1	3:34.097	57.535	1:38.265	58.297	144.8	35:33.008
8	1	3:32.176	56.459	1:38.347	57.370	152.1	39:05.184
9	1	3:31.770	57.761	1:37.154	56.855	148.1	42:36.954

356 DRDO - RofChade Racing BMW E46 M3 SS2
1.Ronald FRIEDERICH

1	1	5:15.043 B	2:19.436	1:44.528	1:11.079	143.2	5:15.043
2	1	4:51.097	2:19.624	1:35.788	55.685	176.5	10:06.140
3	1	3:59.744 B	55.700	1:46.158	1:17.886	157.2	14:05.884
4	1	9:46.739	6:40.067	1:37.917	1:28.755	184.6	23:52.623
5	1	4:21.850	1:42.650	1:45.609	53.591	80.0	28:14.473
6	1	3:24.056	54.105	1:34.551	55.400	181.5	31:38.529
7	1	3:17.884	54.486	1:32.142	51.256	181.8	34:56.413
8	1	3:15.640	53.247	1:31.313	51.080	202.6	38:12.053
9	1	3:20.855	53.612	1:35.506	51.737	208.9	41:32.908

357 Certainty Racing Team BMW E46 M3 SS2
1.Dennis V.D.LINDEN

1	1	5:05.756	2:30.107	1:40.429	55.220	132.5	5:05.756
2	1	3:17.947	55.270	1:31.086	51.591	183.7	8:23.703
3	1	3:13.283	54.081	1:28.812	50.390	183.4	11:36.986
4	1	3:57.246 B	1:11.580	1:39.941	1:05.725	130.9	15:34.232

401 Traxx Racing Team Peugeot RCZ Cup SP
1.Chris VOET
2.Bart VAN DEN BROECK

1	1	4:59.850	2:23.309	1:43.245	53.296	124.0	4:59.850
2	1	3:19.140	55.583	1:32.634	50.923	177.3	8:18.990
3	1	3:29.112 B	55.664	1:31.537	1:01.911	168.0	11:48.102
4	1	15:07.930	...	2:14.295	52.758	74.4	26:56.032
5	1	3:20.474	54.377	1:34.649	51.448	178.2	30:16.506
6	1	3:14.083	54.474	1:29.497	50.112	188.8	33:30.589
7	1	3:17.633	54.405	1:32.494	50.734	167.4	36:48.222
8	1	3:17.082	54.017	1:32.868	50.197	178.5	40:05.304

431 Koopman Racing BMW E46 GTR SP
1.Jos HARPER

1	1	6:26.577	3:43.167	1:42.067	1:01.343	140.3	6:26.577
2	1	3:35.534	1:01.133	1:39.947	54.454	151.0	10:02.111
3	1	4:10.752 B	59.211	1:48.840	1:22.701	151.0	14:12.863
4	1	10:21.337	7:00.953	1:47.739	1:32.645	162.9	24:34.200
5	1	4:07.890	1:36.995	1:35.052	55.843	155.6	28:42.090
6	1	3:20.375	56.102	1:31.335	52.938	181.5	32:02.465
7	1	3:25.026	57.677	1:34.986	52.363	175.9	35:27.491
8	1	3:28.673	55.234	1:31.310	1:02.129	171.4	38:56.164
9	1	3:24.363	59.162	1:32.951	52.250	182.1	42:20.527

461 Zilhouette Racing Zilhouette Sport SP
1.Mark JOBST

1	1	6:10.716	3:41.062	1:35.434	54.220	147.7	6:10.716
2	1	3:23.270	57.906	1:31.412	53.952	165.6	9:33.986
3	1	3:47.341 B	54.845	1:30.315	1:22.181	159.8	13:21.327
4	1	10:00.724	7:11.820	1:29.753	1:19.151	174.2	23:22.051
5	1	4:22.071	1:45.467	1:45.994	50.610	79.1	27:44.122
6	1	3:12.289	53.859	1:28.929	49.501	169.8	30:56.411
7	1	3:26.528 B	56.436	1:28.926	1:01.166	176.5	34:22.939

490 Bas Koeten Racing BMW M3 E36 SP
1.Bas BARENBRUG

1	1	4:07.485	1:33.569	1:38.514	55.402	125.3	4:07.485
2	1	3:26.615	58.002	1:35.865	52.748	144.4	7:34.100
3	1	3:19.577	54.513	1:33.427	51.637	168.0	10:53.677
4	1	3:59.902 B	54.098	1:41.541	1:24.263	174.5	14:53.579
5	1	10:15.411	6:41.778	2:00.422	1:33.211	170.3	25:08.990
6	1	3:43.461	1:18.971	1:31.572	52.918	171.2	28:52.451
7	1	3:16.039	53.871	1:30.695	51.473	181.5	32:08.490
8	1	3:16.692	53.758	1:31.183	51.751	189.1	35:25.182
9	1	3:15.084	54.387	1:30.510	50.187	156.3	38:40.266
10	1	3:12.298	52.813	1:29.820	49.665	187.2	41:52.564